



Unaudited Half-yearly Financial Results for the period ended September 30, 2021

(Pursuant to Regulations 59 of the Securities and Exchange Board of India (Mutual Funds) Regulations, 1996)

Sr. No.	Particulars	L&T Infrastructure Fund	L&T Midcap Fund	L&T Flexicap Fund (formerly known as L&T Equity Fund)	L&T Large and MidCap Fund	L&T Tax Advantage Fund	L&T Hybrid Equity Fund	L&T Balanced Advantage Fund (formerly known as L&T Dynamic Equity Fund)	L&T India Value Fund	L&T India Large Cap Fund
1.1	Unit Capital at the beginning of the half-year period [₹ in Crores]	667.07	388.01	361.29	257.34	684.92	1,790.80	575.61	1,494.77	200.39
1.2	Unit Capital at the end of the half-year period [₹ in Crores]	560.39	353.86	343.48	245.12	595.09	1,578.80	687.17	1,402.50	197.16
2	Reserve & Surplus [₹ in Crores]	766.63	6,727.84	2,654.84	1,234.11	3,003.61	3,880.71	1,375.36	6,500.92	543.19
3.1	Total Net Assets at the beginning of the half-year period [₹ in Crores]	1,228.10	6,426.27	2,609.60	1,278.77	3,405.00	5,384.56	1,588.73	6,738.97	626.05
3.2	Total Net Assets at the end of the half-year period [₹ in Crores]	1,327.03	7,081.70	2,998.32	1,479.24	3,598.70	5,459.50	2,062.53	7,903.42	740.35
4.1	NAV at the beginning of the half-year period #									
	Regular Growth [₹]	NA	NA	NA	NA	NA	NA	NA	NA	NA
	Regular Plan - Growth [₹]	18.17	175.26	100.058	57.659	67.250	32.174	28.798	45.663	34.292
	Regular Plan - Bonus [₹]	NA	NA	NA	NA	NA	NA	NA	NA	NA
	Regular Plan - IDCW [₹]	18.17	49.02	31.268	26.748	22.448	22.864	17.705	32.077	18.492
	Regular Plan - Daily IDCW [₹]	NA	NA	NA	NA	NA	NA	NA	NA	NA
	Regular Plan - Weekly IDCW [₹]	NA	NA	NA	NA	NA	NA	NA	NA	NA
	Regular Plan - Monthly IDCW [₹]	NA	NA	NA	NA	NA	NA	NA	NA	NA
	Regular Plan - Quarterly IDCW [₹]	NA	NA	NA	NA	NA	NA	NA	NA	NA
	Regular Plan - Semi Annual IDCW [₹]	NA	NA	NA	NA	NA	NA	NA	NA	NA
	Regular Plan - Annual IDCW [₹]	NA	NA	NA	NA	NA	14.169	NA	NA	NA
	Direct Plan - Growth [₹]	19.52	188.97	105.897	61.391	70.876	34.977	31.485	48.907	36.485
	Direct Plan - Bonus [₹]	NA	NA	NA	NA	NA	NA	NA	NA	NA
	Direct Plan - IDCW [₹]	19.52	52.97	36.095	30.477	29.544	25.867	19.681	36.931	20.260
	Direct Plan - Daily IDCW [₹]	NA	NA	NA	NA	NA	NA	NA	NA	NA
	Direct Plan - Weekly IDCW [₹]	NA	NA	NA	NA	NA	NA	NA	NA	NA
	Direct Plan - Monthly IDCW [₹]	NA	NA	NA	NA	NA	NA	NA	NA	NA
	Direct Plan - Quarterly IDCW [₹]	NA	NA	NA	NA	NA	NA	NA	NA	NA
	Direct Plan - Semi Annual IDCW [₹]	NA	NA	NA	NA	NA	NA	NA	NA	NA
	Direct Plan - Annual IDCW [₹]	NA	NA	NA	NA	NA	15.139	NA	NA	NA
4.2	NAV at the end of the half-year period #									
	Regular Growth [₹]	NA	NA	NA	NA	NA	NA	NA	NA	NA
	Regular Plan - Growth [₹]	23.32	210.27	119.577	69.809	79.165	37.042	31.104	57.016	41.081
	Regular Plan - Bonus [₹]	NA	NA	NA	NA	NA	NA	NA	NA	NA
	Regular Plan - IDCW [₹]	23.32	55.11	37.368	31.279	26.425	25.511	18.519	38.085	22.153
	Regular Plan - Daily IDCW [₹]	NA	NA	NA	NA	NA	NA	NA	NA	NA
	Regular Plan - Weekly IDCW [₹]	NA	NA	NA	NA	NA	NA	NA	NA	NA
	Regular Plan - Monthly IDCW [₹]	NA	NA	NA	NA	NA	NA	NA	NA	NA
	Regular Plan - Quarterly IDCW [₹]	NA	NA	NA	NA	NA	NA	NA	NA	NA
	Regular Plan - Semi Annual IDCW [₹]	NA	NA	NA	NA	NA	NA	NA	NA	NA
	Regular Plan - Annual IDCW [₹]	NA	NA	NA	NA	NA	16.313	NA	NA	NA
	Direct Plan - Growth [₹]	25.18	228.06	127.034	74.671	83.750	40.472	34.243	61.365	43.919
	Direct Plan - Bonus [₹]	NA	NA	NA	NA	NA	NA	NA	NA	NA
	Direct Plan - IDCW [₹]	25.18	59.95	43.299	35.809	34.910	28.989	20.736	44.084	24.388
	Direct Plan - Daily IDCW [₹]	NA	NA	NA	NA	NA	NA	NA	NA	NA
	Direct Plan - Weekly IDCW [₹]	NA	NA	NA	NA	NA	NA	NA	NA	NA
	Direct Plan - Monthly IDCW [₹]	NA	NA	NA	NA	NA	NA	NA	NA	NA
	Direct Plan - Quarterly IDCW [₹]	NA	NA	NA	NA	NA	NA	NA	NA	NA
	Direct Plan - Semi Annual IDCW [₹]	NA	NA	NA	NA	NA	NA	NA	NA	NA
	Direct Plan - Annual IDCW [₹]	NA	NA	NA	NA	NA	17.517	NA	NA	NA
4.3	Dividend (gross) paid per unit during the half-year period #									
	Regular Plan - IDCW [₹]	NA	3.50000000	NA	1.00000000	NA	0.76000000	0.58000000	1.75000000	NA
	Regular Plan - Daily IDCW [₹]	NA	NA	NA	NA	NA	NA	NA	NA	NA
	Regular Plan - Weekly IDCW [₹]	NA	NA	NA	NA	NA	NA	NA	NA	NA
	Regular Plan - Monthly IDCW [₹]	NA	NA	NA	NA	NA	NA	NA	NA	NA
	Regular Plan - Quarterly IDCW [₹]	NA	NA	NA	NA	NA	NA	NA	NA	NA
	Regular Plan - Semi Annual IDCW [₹]	NA	NA	NA	NA	NA	NA	NA	NA	NA
	Regular Plan - Annual IDCW [₹]	NA	NA	NA	NA	NA	NA	NA	NA	NA
	Direct Plan - IDCW [₹]	NA	3.75000000	NA	1.14000000	NA	0.88000000	0.64000000	2.00000000	NA
	Direct Plan - Daily IDCW [₹]	NA	NA	NA	NA	NA	NA	NA	NA	NA
	Direct Plan - Weekly IDCW [₹]	NA	NA	NA	NA	NA	NA	NA	NA	NA
	Direct Plan - Monthly IDCW [₹]	NA	NA	NA	NA	NA	NA	NA	NA	NA
	Direct Plan - Quarterly IDCW [₹]	NA	NA	NA	NA	NA	NA	NA	NA	NA
	Direct Plan - Semi Annual IDCW [₹]	NA	NA	NA	NA	NA	NA	NA	NA	NA
	Direct Plan - Annual IDCW [₹]	NA	NA	NA	NA	NA	NA	NA	NA	NA
	Income									
5.1	Dividend [₹ in Crores]	7.52	38.64	24.18	10.03	25.34	26.80	15.46	52.20	5.40
5.2	Interest [₹ in Crores]	0.13	2.61	1.00	0.44	1.46	41.10	15.12	1.01	0.08
5.3	Profit/(Loss) on sale/redemption of investments (other than inter scheme transfer/sale) [₹ in Crores]	77.08	482.26	137.28	407.48	1,022.53	560.83	(12.35)	596.53	45.25
5.4	Profit/(Loss) on inter scheme transfer/ sale of investments [₹ in Crores]	-	-	-	-	-	-	-	-	-
5.5	Other income % [₹ in Crores]	0.15	0.85	0.09	0.09	0.01	0.43	0.69	0.45	0.10
5.6	Total Income (5.1 to 5.5) [₹ in Crores]	84.89	524.36	162.55	418.05	1,049.34	629.16	18.93	650.19	50.83
	Expenses									
6.1	Management Fees (excluding GST) [₹ in Crores]	5.54	16.33	14.38	7.06	16.28	17.84	4.84	23.48	4.04
6.2	Trustee Fees [₹ in Crores]	0.00	0.02	0.01	0.00	0.01	0.02	0.01	0.02	0.00
6.3	Total Recurring Expenses (including 6.1 and 6.2) [₹ in Crores]	12.67	54.29	28.53	14.98	33.42	49.23	18.99	60.81	8.06
6.4	Percentage of Management Fees to average daily net assets (annualised)	0.89%	0.48%	1.02%	1.03%	0.92%	0.65%	0.52%	0.64%	1.19%
6.5	Total Recurring expenses as a percentage of average daily net assets (annualised) - Regular Plans	2.24%	1.86%	2.07%	2.25%	1.97%	1.89%	2.11%	1.85%	2.48%
	Total Recurring expenses as a percentage of average daily net assets (annualised) - Direct Plans	1.18%	0.70%	1.32%	1.33%	1.21%	0.88%	0.72%	0.88%	1.53%



Unaudited Half-yearly Financial Results for the period ended September 30, 2021

(Pursuant to Regulations 59 of the Securities and Exchange Board of India (Mutual Funds) Regulations, 1996)


Sr. No.	Particulars	L&T Infrastructure Fund	L&T Midcap Fund	L&T Flexicap Fund (formerly known as L&T Equity Fund)	L&T Large and MidCap Fund	L&T Tax Advantage Fund	L&T Hybrid Equity Fund	L&T Balanced Advantage Fund (formerly known as L&T Dynamic Equity Fund)	L&T India Value Fund	L&T India Large Cap Fund
7.1	Returns during the half-year [(+) / (-)] (absolute) *									
	Regular Growth	NA	NA	NA	NA	NA	NA	NA	NA	NA
	Regular Plan - Growth Option	28.34%	19.98%	19.51%	21.07%	17.72%	15.13%	8.01%	24.86%	19.80%
	Direct Plan - Growth Option	29.00%	20.69%	19.96%	21.63%	18.16%	15.72%	8.76%	25.47%	20.37%
	Benchmark	23.69%	28.97%	22.95%	24.21%	21.93%	15.21%	12.29%	21.93%	21.18%
7.2	Compounded Annualised yield									
	(i) Last 1 year									
	Regular Growth	NA	NA	NA	NA	NA	NA	NA	NA	NA
	Regular Plan - Growth Option	82.90%	52.97%	48.44%	45.12%	50.16%	39.40%	15.61%	63.45%	52.12%
	Direct Plan - Growth Option	85.01%	54.72%	49.50%	46.41%	51.21%	40.83%	17.18%	65.03%	53.52%
	Benchmark	65.65%	80.55%	63.10%	67.62%	61.22%	39.66%	31.26%	61.22%	58.92%
	(ii) Last 3 years									
	Regular Growth	NA	NA	NA	NA	NA	NA	NA	NA	NA
	Regular Plan - Growth Option	13.58%	17.50%	14.84%	14.85%	14.29%	13.48%	10.07%	18.01%	17.16%
	Direct Plan - Growth Option	14.86%	18.87%	15.66%	15.84%	14.98%	14.66%	11.47%	19.17%	18.19%
	Benchmark	21.21%	22.07%	19.73%	21.18%	19.44%	16.97%	14.88%	19.44%	18.51%
	(iii) Last 5 years									
	Regular Growth	NA	NA	NA	NA	NA	NA	NA	NA	NA
	Regular Plan - Growth Option	13.94%	15.28%	12.52%	12.97%	13.25%	11.49%	8.64%	14.72%	13.37%
	Direct Plan - Growth Option	15.14%	16.48%	13.33%	13.91%	14.02%	12.66%	9.96%	15.78%	14.32%
	Benchmark	14.35%	15.71%	16.80%	17.56%	16.85%	14.17%	12.77%	16.85%	16.54%
	(iv) Since launch of the scheme									
	Regular Growth	NA	NA	NA	NA	NA	NA	NA	NA	NA
	Benchmark (for Regular Growth)	NA	NA	NA	NA	NA	NA	NA	NA	NA
	Regular Plan - Growth Option	6.23%	19.43%	16.35%	13.48%	14.18%	13.08%	11.24%	15.99%	10.66%
	Benchmark (for Regular Plan - Growth Option)	2.09%	18.34%	15.43%	NA	13.45%	12.40%	11.40%	12.65%	10.23%
	Direct Plan - Growth Option	16.39%	21.05%	14.78%	15.27%	15.54%	15.42%	12.70%	20.19%	14.95%
	Benchmark (for Direct Plans)	9.43%	16.83%	15.44%	17.19%	15.40%	13.43%	11.49%	15.40%	14.79%
8	Launch Date of the scheme (Date of Allotment)	27-9-2007; 1-1-2013 (DP)	9-8-2004; 1-1-2013 (DP)	16-5-2005; 1-1-2013 (DP)	22-5-2006; 1-1-2013 (DP)	27-2-2006; 1-1-2013 (DP)	7-2-2011; 1-1-2013 (DP)	7-2-2011; 1-1-2013 (DP)	8-1-2010; 1-1-2013 (DP)	23-10-2007; 1-1-2013 (DP)
9	Provision for Doubtful Income/Debts [₹ in Crores]	-	-	-	-	-	-	-	-	-
10	Payments to Associate/Group Companies [₹ in Crores]	-	-	-	-	-	-	-	-	-
11	Investments made in associate/group companies as on September 30, 2021 [₹ in Crores]	125.01	-	67.74	23.48	53.31	40.11	8.53	208.13	23.38
12	Benchmark Indices	Nifty Infrastructure TRI Index	Nifty Midcap 100 TRI	S&P BSE 500 TRI	NIFTY Large Midcap 250 TRI	S&P BSE 200 TRI Index	CRISIL Hybrid 35+65 - Aggressive Index	50% S&P BSE 200 TRI + 50% Crisil Short Term Bond Fund Index	S&P BSE 200 TRI Index	S&P BSE 100 TRI

Please refer Page 10 for detailed notes on abbreviations, signs and symbols. Refer Annexure II for scheme product label and riskometer and benchmark riskometer

**Unaudited Half-yearly Financial Results for the period ended September 30, 2021**

(Pursuant to Regulations 59 of the Securities and Exchange Board of India (Mutual Funds) Regulations, 1996)

Sr. No.	Particulars	L&T Ultra Short Term Fund	L&T Money Market Fund	L&T Liquid Fund	L&T Triple Ace Bond Fund	L&T Credit Risk Fund	L&T Short Term Bond Fund	L&T Overnight Fund (Formerly known as L&T Cash Fund)	L&T Flexi Bond Fund	L&T Banking and PSU Debt Fund
1.1	Unit Capital at the beginning of the half-year period [₹ in Crores]	712.14	542.09	2,431.20	1,305.32	102.77	2,570.72	601.88	28.36	2,434.36
1.2	Unit Capital at the end of the half-year period [₹ in Crores]	598.57	594.44	1,988.35	1,484.42	80.05	2,064.30	1,246.01	26.70	2,436.12
2	Reserve & Surplus [₹ in Crores]	1,501.00	682.63	3,614.82	7,500.00	103.18	2,462.08	750.27	36.85	2,526.87
3.1	Total Net Assets at the beginning of the half-year period [₹ in Crores]	2,455.19	1,142.42	6,766.03	7,483.10	226.21	5,500.26	941.68	65.61	4,841.08
3.2	Total Net Assets at the end of the half-year period [₹ in Crores]	2,099.57	1,277.07	5,603.17	8,984.42	183.23	4,526.38	1,996.28	63.56	4,963.00
4.1	NAV at the beginning of the half-year period #									
	Regular Growth [₹]	32.9394	NA	NA	NA	NA	NA	NA	NA	NA
	Regular Plan - Growth [₹]	34.2302	20.7718	2,806.2247	56.8021	22.3122	20.8400	1,529.1611	23.2351	19.4044
	Regular Plan - Bonus [₹]	18.6714	NA	NA	21.5765	21.9530	20.8399	NA	NA	NA
	Regular Plan - IDCW [₹]	NA	NA	NA	NA	NA	NA	NA	11.1215	NA
	Regular Plan - Daily IDCW [₹]	10.3221	10.8591	1,011.7794	NA	NA	NA	1,023.2999	NA	11.0766
	Regular Plan - Weekly IDCW [₹]	11.1026	13.0319	1,002.9437	NA	NA	NA	1,000.2047	NA	10.8114
	Regular Plan - Monthly IDCW [₹]	12.7473	11.5434	NA	NA	10.1999	11.3394	1,005.3751	NA	11.2877
	Regular Plan - Quarterly IDCW [₹]	NA	NA	NA	11.5621	NA	10.9441	NA	NA	NA
	Regular Plan - Semi Annual IDCW [₹]	25.8814	NA	NA	17.0710	NA	NA	NA	NA	NA
	Regular Plan - Annual IDCW [₹]	NA	NA	NA	11.8295	11.1324	12.3697	NA	10.9061	NA
	Direct Plan - Growth [₹]	35.0941	21.4587	2,818.9266	59.6391	23.3207	21.6502	1,605.6506	24.5241	20.1120
	Direct Plan - Bonus [₹]	19.1697	NA	NA	NA	NA	NA	NA	NA	NA
	Direct Plan - IDCW [₹]	NA	NA	NA	NA	10.7139	NA	NA	13.1086	NA
	Direct Plan - Daily IDCW [₹]	10.5088	10.8588	1,014.3496	NA	NA	NA	1,020.1539	NA	11.1611
	Direct Plan - Weekly IDCW [₹]	11.2833	13.1018	1,001.1764	NA	NA	NA	1,001.5718	NA	10.8150
	Direct Plan - Monthly IDCW [₹]	13.0456	12.0666	NA	NA	NA	11.8850	1,060.0610	NA	11.6990
	Direct Plan - Quarterly IDCW [₹]	NA	NA	NA	11.8760	NA	11.5903	NA	NA	NA
	Direct Plan - Semi Annual IDCW [₹]	NA	NA	NA	19.9578	NA	NA	NA	NA	NA
	Direct Plan - Annual IDCW [₹]	NA	NA	NA	11.9052	11.5904	12.7523	NA	11.2810	NA
4.2	NAV at the end of the half-year period #									
	Regular Growth [₹]	33.4898	NA	NA	NA	NA	NA	NA	NA	NA
	Regular Plan - Growth [₹]	34.8022	21.0742	2,850.9636	59.0226	23.2338	21.3518	1,552.6467	23.8494	19.8879
	Regular Plan - Bonus [₹]	18.9834	NA	NA	22.4200	22.8590	21.3518	NA	NA	NA
	Regular Plan - IDCW [₹]	NA	NA	NA	NA	NA	NA	NA	11.0516	NA
	Regular Plan - Daily IDCW [₹]	10.3221	10.8589	1,011.7794	NA	NA	NA	1,023.3000	NA	11.0963
	Regular Plan - Weekly IDCW [₹]	11.1300	13.0608	1,002.9231	NA	NA	NA	1,000.2875	NA	10.8207
	Regular Plan - Monthly IDCW [₹]	12.7186	11.4999	NA	NA	10.3136	11.3153	1,007.6325	NA	11.2664
	Regular Plan - Quarterly IDCW [₹]	NA	NA	NA	11.6098	NA	10.9110	NA	NA	NA
	Regular Plan - Semi Annual IDCW [₹]	26.3139	NA	NA	17.3386	NA	NA	NA	NA	NA
	Regular Plan - Annual IDCW [₹]	NA	NA	NA	12.2920	11.5923	12.6735	NA	11.1945	NA
	Direct Plan - Growth [₹]	35.7092	21.8236	2,864.6413	62.0763	24.4404	22.2353	1,631.1458	25.2635	20.6525
	Direct Plan - Bonus [₹]	19.5056	NA	NA	NA	NA	NA	NA	NA	NA
	Direct Plan - IDCW [₹]	NA	NA	NA	NA	10.9056	NA	NA	13.0786	NA
	Direct Plan - Daily IDCW [₹]	10.5092	10.8591	1,014.3496	NA	NA	NA	1,023.3000	NA	11.1720
	Direct Plan - Weekly IDCW [₹]	11.3125	13.1357	1,001.1578	NA	NA	NA	1,001.6858	NA	10.8309
	Direct Plan - Monthly IDCW [₹]	13.0325	12.0602	NA	NA	NA	11.9033	1,063.1095	NA	11.7113
	Direct Plan - Quarterly IDCW [₹]	NA	NA	NA	11.9364	NA	11.6015	NA	NA	NA
	Direct Plan - Semi Annual IDCW [₹]	NA	NA	NA	20.3235	NA	NA	NA	NA	NA
	Direct Plan - Annual IDCW [₹]	NA	NA	NA	12.3917	12.1185	13.0969	NA	11.6212	NA
4.3	Dividend (gross) paid per unit during the half-year period #									
	Regular Plan - IDCW [₹]	NA	NA	NA	NA	NA	NA	NA	0.36000000	NA
	Regular Plan - Daily IDCW [₹]	0.17107141	0.15721089	15.99431989	NA	NA	NA	15.58140650	NA	0.25393287
	Regular Plan - Weekly IDCW [₹]	0.15691074	0.15968481	15.88356273	NA	NA	NA	15.15205274	NA	0.25746023
	Regular Plan - Monthly IDCW [₹]	0.24000000	0.21000000	NA	NA	0.30000000	0.30000000	13.10000000	NA	0.30000000
	Regular Plan - Quarterly IDCW [₹]	NA	NA	NA	0.40000000	NA	0.30000000	NA	NA	NA
	Regular Plan - Semi Annual IDCW [₹]	NA	NA	NA	0.40000000	NA	NA	NA	NA	NA
	Regular Plan - Annual IDCW [₹]	NA	NA	NA	NA	NA	NA	NA	NA	NA
	Direct Plan - IDCW [₹]	NA	NA	NA	NA	0.30000000	NA	NA	0.42000000	NA
	Direct Plan - Daily IDCW [₹]	0.18260395	0.18309809	16.33891207	NA	NA	NA	16.11095446	NA	0.28590751
	Direct Plan - Weekly IDCW [₹]	0.16732177	0.18718278	16.12514651	NA	NA	NA	15.66385559	NA	0.27169967
	Direct Plan - Monthly IDCW [₹]	0.24000000	0.21000000	NA	NA	NA	0.30000000	13.70000000	NA	0.30000000
	Direct Plan - Quarterly IDCW [₹]	NA	NA	NA	0.42000000	NA	0.30000000	NA	NA	NA
	Direct Plan - Semi Annual IDCW [₹]	NA	NA	NA	0.45000000	NA	NA	NA	NA	NA
	Direct Plan - Annual IDCW [₹]	NA	NA	NA	NA	NA	NA	NA	NA	NA
	Income									
5.1	Dividend [₹ in Crores]	-	-	-	-	-	-	-	-	-
5.2	Interest [₹ in Crores]	74.26	22.49	111.07	271.33	6.92	147.27	17.64	1.76	149.53
5.3	Profit/(Loss) on sale/redemption of investments (other than inter scheme transfer/sale) [₹ in Crores]	(13.32)	(0.86)	(3.11)	(8.21)	(48.23)	(8.34)	-	(0.37)	0.54
5.4	Profit/(Loss) on inter scheme transfer/ sale of investments [₹ in Crores]	-	-	-	-	-	-	-	-	-
5.5	Other income % [₹ in Crores]	0.00	0.00	0.04	0.02	0.00	0.00	0.02	0.01	0.00
5.6	Total Income (5.1 to 5.5) [₹ in Crores]	60.94	21.63	108.00	263.14	(41.30)	138.93	17.66	1.41	150.07
	Expenses									
6.1	Management Fees (excluding GST) [₹ in Crores]	2.11	0.94	2.73	8.16	0.67	4.59	0.23	0.20	3.60
6.2	Trustee Fees [₹ in Crores]	0.01	0.00	0.02	0.03	0.00	0.02	0.00	0.00	0.02
6.3	Total Recurring Expenses (including 6.1 and 6.2) [₹ in Crores]	3.63	2.08	5.01	15.64	1.67	9.69	0.72	0.42	7.99
6.4	Percentage of Management Fees to average daily net assets (annualised)	0.15%	0.18%	0.09%	0.20%	0.65%	0.19%	0.04%	0.63%	0.15%
6.5	Total Recurring expenses as a percentage of average daily net assets (annualised) - Regular Plans	0.39%	0.72%	0.20%	0.63%	1.66%	0.75%	0.20%	1.62%	0.61%
	Total Recurring expenses as a percentage of average daily net assets (annualised) - Direct Plans	0.23%	0.24%	0.15%	0.29%	0.86%	0.27%	0.10%	0.90%	0.23%



Unaudited Half-yearly Financial Results for the period ended September 30, 2021

(Pursuant to Regulations 59 of the Securities and Exchange Board of India (Mutual Funds) Regulations, 1996)

Sr. No.	Particulars	L&T Ultra Short Term Fund	L&T Money Market Fund	L&T Liquid Fund	L&T Triple Ace Bond Fund	L&T Credit Risk Fund	L&T Short Term Bond Fund	L&T Overnight Fund (Formerly known as L&T Cash Fund)	L&T Flexi Bond Fund	L&T Banking and PSU Debt Fund
7.1	Returns during the half-year [(+) / (-)] (absolute) *									
	Regular Growth	1.67%	NA	NA	NA	NA	NA	NA	NA	NA
	Regular Plan - Growth Option	1.67%	1.46%	1.59%	3.91%	4.13%	2.46%	1.54%	2.65%	2.49%
	Direct Plan - Growth Option	1.75%	1.70%	1.62%	4.09%	4.55%	2.70%	1.59%	3.02%	2.69%
	Benchmark	2.02%	1.89%	1.73%	3.53%	5.19%	3.00%	1.62%	3.77%	3.12%
7.2	Compounded Annualised yield									
	(i) Last 1 year									
	Regular Growth	3.43%	NA	NA	NA	NA	NA	NA	NA	NA
	Regular Plan - Growth Option	3.43%	2.99%	3.17%	6.27%	7.09%	4.57%	3.01%	3.67%	4.94%
	Direct Plan - Growth Option	3.59%	3.48%	3.22%	6.64%	7.95%	5.08%	3.12%	4.41%	5.35%
	Benchmark	3.99%	3.70%	3.42%	7.28%	10.29%	5.84%	3.19%	6.57%	5.84%
	(ii) Last 3 years									
	Regular Growth	5.94%	NA	NA	NA	NA	NA	NA	NA	NA
	Regular Plan - Growth Option	5.94%	5.91%	5.01%	10.77%	4.74%	8.00%	3.92%	8.29%	8.14%
	Direct Plan - Growth Option	6.21%	6.41%	5.06%	11.14%	5.59%	8.53%	4.36%	9.05%	8.56%
	Benchmark	6.22%	5.73%	5.07%	10.07%	10.03%	8.54%	4.40%	10.13%	8.80%
	(iii) Last 5 years									
	Regular Growth	6.30%	NA	NA	NA	NA	NA	NA	NA	NA
	Regular Plan - Growth Option	6.30%	6.48%	5.78%	7.48%	5.33%	7.13%	4.53%	6.62%	7.31%
	Direct Plan - Growth Option	6.62%	7.00%	5.83%	7.93%	6.09%	7.66%	5.13%	7.45%	7.76%
	Benchmark	6.59%	6.15%	5.74%	8.10%	8.40%	7.57%	5.05%	7.80%	7.32%
	(iv) Since launch of the scheme									
	Regular Growth	7.19%	NA	NA	NA	NA	NA	NA	NA	NA
	Benchmark (for Regular Growth)	7.64%	NA	NA	NA	NA	NA	NA	NA	NA
	Regular Plan - Growth Option	7.82%	7.39%	7.23%	7.51%	7.29%	8.08%	6.61%	8.21%	7.89%
	Benchmark (for Regular Plan - Growth Option)	\$ NA	7.63%	7.37%	\$ NA	9.43%	8.45%	6.12%	8.66%	8.21%
	Direct Plan - Growth Option	7.75%	7.89%	7.07%	8.39%	7.61%	8.36%	6.53%	8.81%	8.33%
	Benchmark (for Direct Plans)	7.61%	7.27%	6.96%	8.99%	9.55%	8.22%	6.22%	8.67%	8.15%
8	Launch Date of the scheme (Date of Allotment)	10-4-2003; 1-1-2013 (DP)	10-8-2005; 1-1-2013 (DP)	3-10-2006; 31-12-2012 (DP)	31-3-1997; 1-1-2013 (DP)	8-10-2009; 1-1-2013 (DP)	27-12-2011; 1-1-2013 (DP)	27-11-2006; 31-12-2012 (DP)	27-9-2010; 1-1-2013 (DP)	18-2-2008; 1-1-2013 (DP)
9	Provision for Doubtful Income/Debts [₹ in Crores]	-	-	-	-	-	-	-	-	-
10	Payments to Associate/Group Companies [₹ in Crores]	-	-	-	-	-	-	-	-	-
11	Investments made in associate/group companies as on September 30, 2021 [₹ in Crores]	-	-	-	-	-	76.70	-	-	-
12	Benchmark Indices	NIFTY Ultra Short Duration Debt Index	Nifty Money Market Index	Nifty Liquid Index	CRISIL Corporate Bond Composite Index	Crisil Composite Credit Risk Index	Nifty Short Duration Debt Index	CRISIL Overnight Index	CRISIL Dynamic Debt Index	Nifty Banking & PSU Debt Index

Please refer Page 10 for detailed notes on abbreviations, signs and symbols. Refer Annexure II for scheme product label and riskometer and benchmark riskometer



Unaudited Half-yearly Financial Results for the period ended September 30, 2021

(Pursuant to Regulations 59 of the Securities and Exchange Board of India (Mutual Funds) Regulations, 1996)

Sr. No.	Particulars	L&T Gilt Fund	L&T Conservative Hybrid Fund	L&T Equity Savings Fund	L&T Low Duration Fund	L&T Emerging Businesses Fund	L&T Arbitrage Opportunities Fund	L&T Business Cycles Fund	L&T Resurgent India Bond Fund	L&T FMP Series XVI - Plan A (1233 days)**
1.1	Unit Capital at the beginning of the half-year period [₹ in Crores]	49.99	17.26	35.33	447.94	1,904.07	2,337.13	281.18	466.15	63.50
1.2	Unit Capital at the end of the half-year period [₹ in Crores]	47.73	17.28	34.94	577.27	1,764.63	3,596.87	259.13	727.99	-
2	Reserve & Surplus [₹ in Crores]	209.81	21.66	38.45	750.14	5,829.32	1,975.52	315.02	476.68	-
3.1	Total Net Assets at the beginning of the half-year period [₹ in Crores]	262.77	36.33	67.40	1,002.33	5,769.21	3,516.99	524.90	740.81	79.97
3.2	Total Net Assets at the end of the half-year period [₹ in Crores]	257.53	38.93	73.38	1,327.41	7,593.95	5,572.39	574.14	1,204.67	-
4.1	NAV at the beginning of the half-year period #									
	Regular Growth [₹]	NA	NA	NA	NA	NA	NA	NA	NA	NA
	Regular Plan - Growth [₹]	53.4279	40.2215	20.599	22.1773	30.235	14.978	19.024	15.7943	12.5399
	Regular Plan - Bonus [₹]	NA	NA	NA	NA	NA	NA	NA	NA	NA
	Regular Plan - IDCW [₹]	NA	NA	NA	10.5354	21.955	NA	15.761	11.0446	12.5400
	Regular Plan - Daily IDCW [₹]	NA	NA	NA	NA	NA	NA	NA	NA	NA
	Regular Plan - Weekly IDCW [₹]	NA	NA	NA	NA	NA	NA	NA	NA	NA
	Regular Plan - Monthly IDCW [₹]	NA	11.1153	12.420	NA	NA	10.164	NA	NA	NA
	Regular Plan - Quarterly IDCW [₹]	11.8395	10.9980	13.127	NA	NA	10.752	NA	NA	NA
	Regular Plan - Semi Annual IDCW [₹]	NA	NA	NA	NA	NA	NA	NA	NA	NA
	Regular Plan - Annual IDCW [₹]	NA	NA	NA	10.5272	NA	NA	NA	11.3792	NA
	Direct Plan - Growth [₹]	58.1961	42.4949	21.994	22.8861	32.122	15.585	19.986	16.6750	12.6055
	Direct Plan - Bonus [₹]	NA	NA	NA	NA	NA	NA	NA	NA	NA
	Direct Plan - IDCW [₹]	NA	NA	NA	11.0923	23.714	NA	16.381	11.6228	12.6055
	Direct Plan - Daily IDCW [₹]	NA	NA	NA	NA	NA	NA	NA	NA	NA
	Direct Plan - Weekly IDCW [₹]	NA	NA	NA	NA	NA	NA	NA	NA	NA
	Direct Plan - Monthly IDCW [₹]	NA	11.9174	13.623	NA	NA	10.452	NA	NA	NA
	Direct Plan - Quarterly IDCW [₹]	13.0211	11.5838	13.938	NA	NA	11.009	NA	NA	NA
	Direct Plan - Semi Annual IDCW [₹]	NA	NA	NA	NA	NA	NA	NA	NA	NA
	Direct Plan - Annual IDCW [₹]	NA	NA	NA	10.7725	NA	NA	NA	12.0180	NA
4.2	NAV at the end of the half-year period #									
	Regular Growth [₹]	NA	NA	NA	NA	NA	NA	NA	NA	NA
	Regular Plan - Growth [₹]	54.8057	42.8486	22.687	22.5990	42.814	15.274	22.669	16.3091	12.5669
	Regular Plan - Bonus [₹]	NA	NA	NA	NA	NA	NA	NA	NA	NA
	Regular Plan - IDCW [₹]	NA	NA	NA	10.4949	31.089	NA	17.708	11.0396	10.0000
	Regular Plan - Daily IDCW [₹]	NA	NA	NA	NA	NA	NA	NA	NA	NA
	Regular Plan - Weekly IDCW [₹]	NA	NA	NA	NA	NA	NA	NA	NA	NA
	Regular Plan - Monthly IDCW [₹]	NA	11.5323	13.304	NA	NA	10.183	NA	NA	NA
	Regular Plan - Quarterly IDCW [₹]	11.6409	11.2691	14.091	NA	NA	10.965	NA	NA	NA
	Regular Plan - Semi Annual IDCW [₹]	NA	NA	NA	NA	NA	NA	NA	NA	NA
	Regular Plan - Annual IDCW [₹]	NA	NA	NA	10.7274	NA	NA	NA	11.7500	NA
	Direct Plan - Growth [₹]	60.0576	45.4083	24.331	23.3974	45.729	15.946	23.945	17.2962	12.6340
	Direct Plan - Bonus [₹]	NA	NA	NA	NA	NA	NA	NA	NA	NA
	Direct Plan - IDCW [₹]	NA	NA	NA	11.0979	33.759	NA	18.444	11.6899	10.0000
	Direct Plan - Daily IDCW [₹]	NA	NA	NA	NA	NA	NA	NA	NA	NA
	Direct Plan - Weekly IDCW [₹]	NA	NA	NA	NA	NA	NA	NA	NA	NA
	Direct Plan - Monthly IDCW [₹]	NA	12.3630	14.663	NA	NA	10.473	NA	NA	NA
	Direct Plan - Quarterly IDCW [₹]	12.8924	11.9099	15.030	NA	NA	11.164	NA	NA	NA
	Direct Plan - Semi Annual IDCW [₹]	NA	NA	NA	NA	NA	NA	NA	NA	NA
	Direct Plan - Annual IDCW [₹]	NA	NA	NA	11.0131	NA	NA	NA	12.4654	NA
4.3	Dividend (gross) paid per unit during the half-year period #									
	Regular Plan - IDCW [₹]	NA	NA	NA	0.24000000	NA	NA	1.00000000	0.36000000	2.56696884
	Regular Plan - Daily IDCW [₹]	NA	NA	NA	NA	NA	NA	NA	NA	NA
	Regular Plan - Weekly IDCW [₹]	NA	NA	NA	NA	NA	NA	NA	NA	NA
	Regular Plan - Monthly IDCW [₹]	NA	0.30000000	0.36000000	NA	NA	0.18000000	NA	NA	NA
	Regular Plan - Quarterly IDCW [₹]	0.50000000	0.44000000	0.36000000	NA	NA	NA	NA	NA	NA
	Regular Plan - Semi Annual IDCW [₹]	NA	NA	NA	NA	NA	NA	NA	NA	NA
	Regular Plan - Annual IDCW [₹]	NA	NA	NA	NA	NA	NA	NA	NA	NA
	Direct Plan - IDCW [₹]	NA	NA	NA	0.24000000	NA	NA	1.10000000	0.36000000	2.63399096
	Direct Plan - Daily IDCW [₹]	NA	NA	NA	NA	NA	NA	NA	NA	NA
	Direct Plan - Weekly IDCW [₹]	NA	NA	NA	NA	NA	NA	NA	NA	NA
	Direct Plan - Monthly IDCW [₹]	NA	0.36000000	0.39000000	NA	NA	0.22000000	NA	NA	NA
	Direct Plan - Quarterly IDCW [₹]	0.54000000	0.46000000	0.38000000	NA	NA	0.10000000	NA	NA	NA
	Direct Plan - Semi Annual IDCW [₹]	NA	NA	NA	NA	NA	NA	NA	NA	NA
	Direct Plan - Annual IDCW [₹]	NA	NA	NA	NA	NA	NA	NA	NA	NA
	Income									
5.1	Dividend [₹ in Crores]	-	0.05	0.42	-	32.76	50.24	2.57	-	-
5.2	Interest [₹ in Crores]	7.60	0.95	0.58	30.71	1.01	26.76	0.07	28.14	0.23
5.3	Profit/(Loss) on sale/redemption of investments (other than inter scheme transfer/sale) [₹ in Crores]	(1.16)	1.46	3.92	(6.34)	401.76	(92.25)	43.59	(26.47)	(0.30)
5.4	Profit/(Loss) on inter scheme transfer/ sale of investments [₹ in Crores]	-	-	-	-	-	-	-	-	-
5.5	Other income % [₹ in Crores]	0.00	0.00	0.01	0.00	0.93	0.13	0.05	0.03	-
5.6	Total Income (5.1 to 5.5) [₹ in Crores]	6.45	2.47	4.93	24.37	436.47	(15.12)	46.27	1.71	(0.06)
	Expenses									
6.1	Management Fees (excluding GST) [₹ in Crores]	0.48	0.22	0.14	1.06	20.18	6.25	3.09	1.75	0.01
6.2	Trustee Fees [₹ in Crores]	0.00	0.00	0.00	0.00	0.02	0.02	0.00	0.00	0.00
6.3	Total Recurring Expenses (including 6.1 and 6.2) [₹ in Crores]	1.99	0.41	0.52	2.74	55.75	18.88	6.82	5.21	0.01
6.4	Percentage of Management Fees to average daily net assets (annualised)	0.36%	1.18%	0.39%	0.21%	0.59%	0.25%	1.13%	0.44%	0.09%
6.5	Total Recurring expenses as a percentage of average daily net assets (annualised) - Regular Plans	1.70%	2.24%	1.55%	0.94%	1.89%	1.02%	2.55%	1.49%	0.26%
	Total Recurring expenses as a percentage of average daily net assets (annualised) - Direct Plans	0.50%	1.63%	0.67%	0.29%	0.83%	0.35%	1.46%	0.59%	0.11%




Unaudited Half-yearly Financial Results for the period ended September 30, 2021

(Pursuant to Regulations 59 of the Securities and Exchange Board of India (Mutual Funds) Regulations, 1996)

Sr. No.	Particulars	L&T Gilt Fund	L&T Conservative Hybrid Fund	L&T Equity Savings Fund	L&T Low Duration Fund	L&T Emerging Businesses Fund	L&T Arbitrage Opportunities Fund	L&T Business Cycles Fund	L&T Resurgent India Bond Fund	L&T FMP Series XVI - Plan A (1233 days)**
7.1	Returns during the half-year [(+) / (-)] (absolute) *									
	Regular Growth	NA	NA	NA	NA	NA	NA	NA	NA	NA
	Regular Plan - Growth Option	2.58%	6.53%	10.14%	1.90%	41.60%	1.98%	19.16%	3.26%	NA
	Direct Plan - Growth Option	3.20%	6.86%	10.64%	2.23%	42.36%	2.32%	19.81%	3.73%	NA
	Benchmark	3.77%	6.04%	8.85%	2.17%	36.69%	2.02%	21.93%	4.05%	NA
7.2	Compounded Annualised yield									
	(i) Last 1 year									
	Regular Growth	NA	NA	NA	NA	NA	NA	NA	NA	NA
	Regular Plan - Growth Option	3.61%	13.38%	25.93%	4.15%	93.38%	3.76%	60.26%	7.93%	NA
	Direct Plan - Growth Option	4.85%	14.04%	27.01%	4.83%	95.44%	4.45%	61.92%	8.94%	NA
	Benchmark	5.43%	12.98%	21.83%	4.40%	90.41%	3.93%	61.22%	7.40%	NA
	(ii) Last 3 years									
	Regular Growth	NA	NA	NA	NA	NA	NA	NA	NA	NA
	Regular Plan - Growth Option	8.26%	9.16%	9.86%	5.68%	20.74%	5.00%	16.95%	7.80%	NA
	Direct Plan - Growth Option	9.58%	9.81%	10.86%	6.27%	22.09%	5.60%	18.05%	8.78%	NA
	Benchmark	10.07%	12.00%	11.35%	6.74%	25.98%	4.47%	19.44%	10.35%	NA
	(iii) Last 5 years									
	Regular Growth	NA	NA	NA	NA	NA	NA	NA	NA	NA
	Regular Plan - Growth Option	6.12%	7.07%	8.06%	6.30%	18.51%	5.43%	11.17%	6.64%	NA
	Direct Plan - Growth Option	7.51%	7.77%	8.97%	6.83%	19.69%	6.05%	12.08%	7.59%	NA
	Benchmark	7.37%	9.39%	10.27%	6.77%	18.07%	4.52%	16.85%	8.35%	NA
	(iv) Since launch of the scheme									
	Regular Growth	NA	NA	NA	NA	NA	NA	NA	NA	NA
	Benchmark (for Regular Growth)	NA	NA	NA	NA	NA	NA	NA	NA	NA
	Regular Plan - Growth Option	8.23%	8.33%	8.57%	7.82%	21.74%	6.01%	12.19%	7.62%	NA
	Benchmark (for Regular Plan - Growth Option)	8.81%	8.93%	10.32%	7.98%	20.41%	5.41%	14.33%	8.79%	NA
	Direct Plan - Growth Option	9.75%	8.40%	9.41%	7.96%	22.83%	6.64%	13.05%	8.57%	NA
	Benchmark (for Direct Plans)	8.24%	9.84%	10.09%	7.66%	20.41%	5.41%	14.33%	8.79%	NA
8	Launch Date of the scheme (Date of Allotment)	29-3-2000; 1-1-2013 (DP)	31-7-2003; 1-1-2013 (DP)	18-10-2011; 1-1-2013 (DP)	4-12-2010; 1-1-2013 (DP)	12-05-2014	30-06-2014	20-08-2014	02-02-2015	22-12-2017
9	Provision for Doubtful Income/Debts [₹ in Crores]	-	-	-	-	-	-	-	-	-
10	Payments to Associate/Group Companies [₹ in Crores]	-	-	-	-	-	-	-	-	-
11	Investments made in associate/group companies as on September 30, 2021 [₹ in Crores]	-	0.09	0.17	25.39	-	20.98	21.12	17.97	-
12	Benchmark Indices	CRISIL Dynamic Gilt Index	CRISIL Hybrid 85+15 - Conservative Index	NIFTY Equity Savings Index	NIFTY Low Duration Debt Index	S&P BSE Small Cap TRI	Nifty 50 Arbitrage Index	S&P BSE 200 TRI	CRISIL Medium Term Debt Index	CRISIL Composite Bond Fund Index

Please refer Page 10 for detailed notes on abbreviations, signs and symbols. Refer Annexure II for scheme product label and riskometer and benchmark riskometer



Unaudited Half-yearly Financial Results for the period ended September 30, 2021

(Pursuant to Regulations 59 of the Securities and Exchange Board of India (Mutual Funds) Regulations, 1996)

Sr. No.	Particulars	L&T Emerging Opportunities Fund - Series I**	L&T Emerging Opportunities Fund - Series II**	L&T FMP Series XVII - Plan B (1452 days)	L&T FMP Series XVII - Plan C (1114 days)**	L&T FMP Series XVIII - Plan A (1104 days)	L&T Focused Equity Fund	L&T FMP Series XVIII - Plan B (1229 days)	L&T FMP Series XVIII - Plan D (1155 days)	L&T FMP Series XVII - Plan C (1178 days)
1.1	Unit Capital at the beginning of the half-year period [₹ in Crores]	398.18	215.44	222.24	216.78	55.97	615.63	191.27	43.40	32.93
1.2	Unit Capital at the end of the half-year period [₹ in Crores]	-	-	222.24	-	55.97	628.30	191.27	43.40	32.93
2	Reserve & Surplus [₹ in Crores]	-	-	69.28	-	14.08	394.71	51.87	10.56	8.14
3.1	Total Net Assets at the beginning of the half-year period [₹ in Crores]	546.19	338.93	284.99	270.55	68.94	858.70	238.07	52.83	40.07
3.2	Total Net Assets at the end of the half-year period [₹ in Crores]	-	-	291.52	-	70.05	1,023.01	243.14	53.95	41.07
4.1	NAV at the beginning of the half-year period #									
	Regular Growth [₹]	NA	NA	NA	NA	NA	NA	NA	NA	NA
	Regular Plan - Growth [₹]	NA	NA	12.7801	12.3959	12.2900	13.929	12.3908	12.1413	12.1492
	Regular Plan - Bonus [₹]	NA	NA	NA	NA	NA	NA	NA	NA	NA
	Regular Plan - IDCW [₹]	13.690	15.704	12.7801	12.3953	12.2900	13.929	12.3905	12.1413	12.1597
	Regular Plan - Daily IDCW [₹]	NA	NA	NA	NA	NA	NA	NA	NA	NA
	Regular Plan - Weekly IDCW [₹]	NA	NA	NA	NA	NA	NA	NA	NA	NA
	Regular Plan - Monthly IDCW [₹]	NA	NA	NA	NA	NA	NA	NA	NA	NA
	Regular Plan - Quarterly IDCW [₹]	NA	NA	NA	NA	NA	NA	NA	NA	NA
	Regular Plan - Semi Annual IDCW [₹]	NA	NA	NA	NA	NA	NA	NA	NA	NA
	Regular Plan - Annual IDCW [₹]	NA	NA	NA	NA	NA	NA	NA	NA	NA
	Direct Plan - Growth [₹]	NA	NA	12.8793	12.4937	12.3849	14.308	12.4634	12.1803	12.2084
	Direct Plan - Bonus [₹]	NA	NA	NA	NA	NA	NA	NA	NA	NA
	Direct Plan - IDCW [₹]	13.989	16.017	12.8799	12.4936	12.3906	14.308	NA	12.1824	12.2084
	Direct Plan - Daily IDCW [₹]	NA	NA	NA	NA	NA	NA	NA	NA	NA
	Direct Plan - Weekly IDCW [₹]	NA	NA	NA	NA	NA	NA	NA	NA	NA
	Direct Plan - Monthly IDCW [₹]	NA	NA	NA	NA	NA	NA	NA	NA	NA
	Direct Plan - Quarterly IDCW [₹]	NA	NA	NA	NA	NA	NA	NA	NA	NA
	Direct Plan - Semi Annual IDCW [₹]	NA	NA	NA	NA	NA	NA	NA	NA	NA
	Direct Plan - Annual IDCW [₹]	NA	NA	NA	NA	NA	NA	NA	NA	NA
4.2	NAV at the end of the half-year period #									
	Regular Growth [₹]	NA	NA	NA	NA	NA	NA	NA	NA	NA
	Regular Plan - Growth [₹]	NA	NA	13.0657	12.5960	12.4837	16.253	12.6424	12.3922	12.4510
	Regular Plan - Bonus [₹]	NA	NA	NA	NA	NA	NA	NA	NA	NA
	Regular Plan - IDCW [₹]	13.708	17.772	13.0657	10.0000	12.4838	16.253	12.6425	12.3922	12.4511
	Regular Plan - Daily IDCW [₹]	NA	NA	NA	NA	NA	NA	NA	NA	NA
	Regular Plan - Weekly IDCW [₹]	NA	NA	NA	NA	NA	NA	NA	NA	NA
	Regular Plan - Monthly IDCW [₹]	NA	NA	NA	NA	NA	NA	NA	NA	NA
	Regular Plan - Quarterly IDCW [₹]	NA	NA	NA	NA	NA	NA	NA	NA	NA
	Regular Plan - Semi Annual IDCW [₹]	NA	NA	NA	NA	NA	NA	NA	NA	NA
	Regular Plan - Annual IDCW [₹]	NA	NA	NA	NA	NA	NA	NA	NA	NA
	Direct Plan - Growth [₹]	NA	NA	13.1843	12.7137	12.5985	16.797	12.7324	12.4413	12.5261
	Direct Plan - Bonus [₹]	NA	NA	NA	NA	NA	NA	NA	NA	NA
	Direct Plan - IDCW [₹]	14.011	18.153	13.1843	10.0000	12.5986	16.797	NA	12.4413	12.5261
	Direct Plan - Daily IDCW [₹]	NA	NA	NA	NA	NA	NA	NA	NA	NA
	Direct Plan - Weekly IDCW [₹]	NA	NA	NA	NA	NA	NA	NA	NA	NA
	Direct Plan - Monthly IDCW [₹]	NA	NA	NA	NA	NA	NA	NA	NA	NA
	Direct Plan - Quarterly IDCW [₹]	NA	NA	NA	NA	NA	NA	NA	NA	NA
	Direct Plan - Semi Annual IDCW [₹]	NA	NA	NA	NA	NA	NA	NA	NA	NA
	Direct Plan - Annual IDCW [₹]	NA	NA	NA	NA	NA	NA	NA	NA	NA
4.3	Dividend (gross) paid per unit during the half-year period #									
	Regular Plan - IDCW [₹]	NA	NA	NA	2.59596444	NA	NA	NA	NA	NA
	Regular Plan - Daily IDCW [₹]	NA	NA	NA	NA	NA	NA	NA	NA	NA
	Regular Plan - Weekly IDCW [₹]	NA	NA	NA	NA	NA	NA	NA	NA	NA
	Regular Plan - Monthly IDCW [₹]	NA	NA	NA	NA	NA	NA	NA	NA	NA
	Regular Plan - Quarterly IDCW [₹]	NA	NA	NA	NA	NA	NA	NA	NA	NA
	Regular Plan - Semi Annual IDCW [₹]	NA	NA	NA	NA	NA	NA	NA	NA	NA
	Regular Plan - Annual IDCW [₹]	NA	NA	NA	NA	NA	NA	NA	NA	NA
	Direct Plan - IDCW [₹]	NA	NA	NA	2.71374888	NA	NA	NA	NA	NA
	Direct Plan - Daily IDCW [₹]	NA	NA	NA	NA	NA	NA	NA	NA	NA
	Direct Plan - Weekly IDCW [₹]	NA	NA	NA	NA	NA	NA	NA	NA	NA
	Direct Plan - Monthly IDCW [₹]	NA	NA	NA	NA	NA	NA	NA	NA	NA
	Direct Plan - Quarterly IDCW [₹]	NA	NA	NA	NA	NA	NA	NA	NA	NA
	Direct Plan - Semi Annual IDCW [₹]	NA	NA	NA	NA	NA	NA	NA	NA	NA
	Direct Plan - Annual IDCW [₹]	NA	NA	NA	NA	NA	NA	NA	NA	NA
	Income									
5.1	Dividend [₹ in Crores]	-	0.00	-	-	-	5.09	-	-	-
5.2	Interest [₹ in Crores]	0.83	1.49	10.91	8.25	2.02	1.08	9.22	1.96	1.41
5.3	Profit/(Loss) on sale/redemption of investments (other than inter scheme transfer/sale) [₹ in Crores]	(0.82)	132.17	-	2.05	0.19	59.61	-	-	-
5.4	Profit/(Loss) on inter scheme transfer/ sale of investments [₹ in Crores]	-	-	-	-	-	-	-	-	-
5.5	Other income % [₹ in Crores]	-	-	-	-	-	0.14	-	-	-
5.6	Total Income (5.1 to 5.5) [₹ in Crores]	0.02	133.66	10.91	10.31	2.21	65.92	9.22	1.96	1.41
	Expenses									
6.1	Management Fees (excluding GST) [₹ in Crores]	0.16	0.68	0.50	0.13	0.09	4.08	0.08	0.02	0.04
6.2	Trustee Fees [₹ in Crores]	0.00	0.00	0.00	0.00	0.00	0.00	0.00	0.00	0.00
6.3	Total Recurring Expenses (including 6.1 and 6.2) [₹ in Crores]	0.32	1.37	0.63	0.19	0.11	10.85	0.20	0.04	0.09
6.4	Percentage of Management Fees to average daily net assets (annualised)	0.68%	0.65%	0.34%	0.09%	0.24%	0.86%	0.07%	0.07%	0.20%
6.5	Total Recurring expenses as a percentage of average daily net assets (annualised) - Regular Plans	1.37%	1.37%	0.55%	0.39%	0.39%	2.34%	0.36%	0.26%	0.50%
	Total Recurring expenses as a percentage of average daily net assets (annualised) - Direct Plans	0.88%	0.84%	0.29%	0.10%	0.10%	1.11%	0.11%	0.11%	0.27%



Unaudited Half-yearly Financial Results for the period ended September 30, 2021

(Pursuant to Regulations 59 of the Securities and Exchange Board of India (Mutual Funds) Regulations, 1996)

Sr. No.	Particulars	L&T Emerging Opportunities Fund - Series I**	L&T Emerging Opportunities Fund - Series II**	L&T FMP Series XVII - Plan B (1452 days)	L&T FMP Series XVII - Plan C (1114 days)**	L&T FMP Series XVIII - Plan A (1104 days)	L&T Focused Equity Fund	L&T FMP Series XVIII - Plan B (1229 days)	L&T FMP Series XVIII - Plan D (1155 days)	L&T FMP Series XVIII - Plan C (1178 days)
7.1	Returns during the half-year [(+) / (-)] (absolute) *									
	Regular Growth	NA	NA	NA	NA	NA	NA	NA	NA	NA
	Regular Plan - Growth Option	NA	NA	2.23%	NA	1.58%	16.68%	2.03%	2.07%	2.48%
	Direct Plan - Growth Option	NA	NA	2.37%	NA	1.72%	17.40%	2.16%	2.14%	2.60%
	Benchmark	NA	NA	3.39%	NA	3.39%	23.04%	3.39%	3.39%	3.39%
7.2	Compounded Annualised yield									
	(i) Last 1 year									
	Regular Growth	NA	NA	NA	NA	NA	NA	NA	NA	NA
	Regular Plan - Growth Option	NA	NA	5.11%	NA	3.61%	40.33%	4.56%	4.69%	6.00%
	Direct Plan - Growth Option	NA	NA	5.39%	NA	3.92%	42.01%	4.83%	4.85%	6.24%
	Benchmark	NA	NA	5.83%	NA	5.83%	62.87%	5.83%	5.83%	5.83%
	(ii) Last 3 years									
	Regular Growth	NA	NA	NA	NA	NA	NA	NA	NA	NA
	Regular Plan - Growth Option	NA	NA	9.10%	NA	7.65%	NA	NA	NA	NA
	Direct Plan - Growth Option	NA	NA	9.40%	NA	7.98%	NA	NA	NA	NA
	Benchmark	NA	NA	10.23%	NA	10.23%	NA	NA	NA	NA
	(iii) Last 5 years									
	Regular Growth	NA	NA	NA	NA	NA	NA	NA	NA	NA
	Regular Plan - Growth Option	NA	NA	NA	NA	NA	NA	NA	NA	NA
	Direct Plan - Growth Option	NA	NA	NA	NA	NA	NA	NA	NA	NA
	Benchmark	NA	NA	NA	NA	NA	NA	NA	NA	NA
	(iv) Since launch of the scheme									
	Regular Growth	NA	NA	NA	NA	NA	NA	NA	NA	NA
	Benchmark (for Regular Growth)	NA	NA	NA	NA	NA	NA	NA	NA	NA
	Regular Plan - Growth Option	NA	NA	8.55%	NA	7.65%	18.20%	8.62%	8.49%	8.74%
	Benchmark (for Regular Plan - Growth Option)	NA	NA	9.71%	NA	10.23%	21.26%	9.67%	9.72%	9.78%
	Direct Plan - Growth Option	NA	NA	8.85%	NA	7.98%	19.55%	8.89%	8.65%	8.99%
	Benchmark (for Direct Plans)	NA	NA	9.71%	NA	10.23%	21.26%	9.67%	9.72%	9.78%
8	Launch Date of the scheme (Date of Allotment)	20-02-2018	27-06-2018	28-06-2018	11-09-2018	28-09-2018	5-11-2018	30-11-2018	12-02-2019	18-02-2019
9	Provision for Doubtful Income/Debts [₹ in Crores]	-	-	-	-	-	-	-	-	-
10	Payments to Associate/Group Companies [₹ in Crores]	-	-	-	-	-	-	-	-	-
11	Investments made in associate/group companies as on September 30, 2021 [₹ in Crores]	-	-	45.69	-	-	42.27	-	-	6.095532
12	Benchmark Indices	S&P BSE Small Cap TRI	S&P BSE Small Cap TRI	CRISIL Composite Bond Fund Index	CRISIL Composite Bond Fund Index	CRISIL Composite Bond Fund Index	Nifty 500 TRI Index	CRISIL Composite Bond Fund Index	CRISIL Composite Bond Fund Index	CRISIL Composite Bond Fund Index

Please refer Page 10 for detailed notes on abbreviations, signs and symbols. Refer Annexure II for scheme product label and riskometer and benchmark riskometer


Unaudited Half-yearly Financial Results for the period ended September 30, 2021

(Pursuant to Regulations 59 of the Securities and Exchange Board of India (Mutual Funds) Regulations, 1996)

Sr. No.	Particulars	L&T Nifty 50 Index Fund	L&T Nifty Next 50 Index Fund
1.1	Unit Capital at the beginning of the half-year period [₹ in Crores]	37.80	17.09
1.2	Unit Capital at the end of the half-year period [₹ in Crores]	41.19	19.98
2	Reserve & Surplus [₹ in Crores]	40.51	16.63
3.1	Total Net Assets at the beginning of the half-year period [₹ in Crores]	62.23	25.26
3.2	Total Net Assets at the end of the half-year period [₹ in Crores]	81.70	36.61
4.1	NAV at the beginning of the half-year period #		
	Regular Growth [₹]	NA	NA
	Regular Plan - Growth [₹]	16.431	14.755
	Regular Plan - Bonus [₹]	NA	NA
	Regular Plan - IDCW [₹]	16.431	14.755
	Regular Plan - Daily IDCW [₹]	NA	NA
	Regular Plan - Weekly IDCW [₹]	NA	NA
	Regular Plan - Monthly IDCW [₹]	NA	NA
	Regular Plan - Quarterly IDCW [₹]	NA	NA
	Regular Plan - Semi Annual IDCW [₹]	NA	NA
	Regular Plan - Annual IDCW [₹]	NA	NA
	Direct Plan - Growth [₹]	16.499	14.819
	Direct Plan - Bonus [₹]	NA	NA
	Direct Plan - IDCW [₹]	16.499	14.819
	Direct Plan - Daily IDCW [₹]	NA	NA
	Direct Plan - Weekly IDCW [₹]	NA	NA
	Direct Plan - Monthly IDCW [₹]	NA	NA
	Direct Plan - Quarterly IDCW [₹]	NA	NA
	Direct Plan - Semi Annual IDCW [₹]	NA	NA
	Direct Plan - Annual IDCW [₹]	NA	NA
4.2	NAV at the end of the half-year period #		
	Regular Growth [₹]	NA	NA
	Regular Plan - Growth [₹]	19.777	18.264
	Regular Plan - Bonus [₹]	NA	NA
	Regular Plan - IDCW [₹]	19.777	18.264
	Regular Plan - Daily IDCW [₹]	NA	NA
	Regular Plan - Weekly IDCW [₹]	NA	NA
	Regular Plan - Monthly IDCW [₹]	NA	NA
	Regular Plan - Quarterly IDCW [₹]	NA	NA
	Regular Plan - Semi Annual IDCW [₹]	NA	NA
	Regular Plan - Annual IDCW [₹]	NA	NA
	Direct Plan - Growth [₹]	19.903	18.386
	Direct Plan - Bonus [₹]	NA	NA
	Direct Plan - IDCW [₹]	19.903	18.385
	Direct Plan - Daily IDCW [₹]	NA	NA
	Direct Plan - Weekly IDCW [₹]	NA	NA
	Direct Plan - Monthly IDCW [₹]	NA	NA
	Direct Plan - Quarterly IDCW [₹]	NA	NA
	Direct Plan - Semi Annual IDCW [₹]	NA	NA
	Direct Plan - Annual IDCW [₹]	NA	NA
4.3	Dividend (gross) paid per unit during the half-year period #		
	Regular Plan - IDCW [₹]	NA	NA
	Regular Plan - Daily IDCW [₹]	NA	NA
	Regular Plan - Weekly IDCW [₹]	NA	NA
	Regular Plan - Monthly IDCW [₹]	NA	NA
	Regular Plan - Quarterly IDCW [₹]	NA	NA
	Regular Plan - Semi Annual IDCW [₹]	NA	NA
	Regular Plan - Annual IDCW [₹]	NA	NA
	Direct Plan - IDCW [₹]	NA	NA
	Direct Plan - Daily IDCW [₹]	NA	NA
	Direct Plan - Weekly IDCW [₹]	NA	NA
	Direct Plan - Monthly IDCW [₹]	NA	NA
	Direct Plan - Quarterly IDCW [₹]	NA	NA
	Direct Plan - Semi Annual IDCW [₹]	NA	NA
	Direct Plan - Annual IDCW [₹]	NA	NA
	Income		
5.1	Dividend [₹ in Crores]	0.57	0.21
5.2	Interest [₹ in Crores]	0.01	0.00
5.3	Profit/(Loss) on sale/redemption of investments (other than inter scheme transfer/sale) [₹ in Crores]	1.65	2.06
5.4	Profit/(Loss) on inter scheme transfer/ sale of investments [₹ in Crores]	-	-
5.5	Other income % [₹ in Crores]	0.01	0.00
5.6	Total Income (5.1 to 5.5) [₹ in Crores]	2.24	2.27
	Expenses		
6.1	Management Fees (excluding GST) [₹ in Crores]	-	-
6.2	Trustee Fees [₹ in Crores]	0.00	0.00
6.3	Total Recurring Expenses (including 6.1 and 6.2) [₹ in Crores]	0.18	0.08
6.4	Percentage of Management Fees to average daily net assets (annualised)	-	-
6.5	Total Recurring expenses as a percentage of average daily net assets (annualised) - Regular Plans	0.70%	0.76%
	Total Recurring expenses as a percentage of average daily net assets (annualised) - Direct Plans	0.25%	0.31%

Please refer Page 10 for detailed notes on abbreviations, signs and symbols. Refer Annexure II for scheme product label and riskometer and benchmark riskometer


Unaudited Half-yearly Financial Results for the period ended September 30, 2021

(Pursuant to Regulations 59 of the Securities and Exchange Board of India (Mutual Funds) Regulations, 1996)

Sr. No.	Particulars	L&T Nifty 50 Index Fund	L&T Nifty Next 50 Index Fund
7.1	Returns during the half-year [(+) / (-)] (absolute) *		
	Regular Growth	NA	NA
	Regular Plan - Growth Option	20.36%	23.78%
	Direct Plan - Growth Option	20.63%	24.06%
	Benchmark	20.82%	24.41%
7.2	Compounded Annualised yield		
	(i) Last 1 year		
	Regular Growth	NA	NA
	Regular Plan - Growth Option	57.07%	56.17%
	Direct Plan - Growth Option	57.75%	56.88%
	Benchmark	58.54%	57.75%
	(ii) Last 3 years		
	Regular Growth	NA	NA
	Regular Plan - Growth Option	NA	NA
	Direct Plan - Growth Option	NA	NA
	Benchmark	NA	NA
	(iii) Last 5 years		
	Regular Growth	NA	NA
	Regular Plan - Growth Option	NA	NA
	Direct Plan - Growth Option	NA	NA
	Benchmark	NA	NA
	(iv) Since launch of the scheme		
	Regular Growth	NA	NA
	Benchmark (for Regular Growth)	NA	NA
	Regular Plan - Growth Option	59.52%	51.06%
	Benchmark (for Regular Plan - Growth Option)	61.19%	52.76%
	Direct Plan - Growth Option	60.21%	51.74%
	Benchmark (for Direct Plans)	61.19%	52.76%
8	Launch Date of the scheme (Date of Allotment)	15-04-2020	15-04-2020
9	Provision for Doubtful Income/Debts [₹ in Crores]	-	-
10	Payments to Associate/Group Companies [₹ in Crores]	-	-
11	Investments made in associate/group companies as on September 30, 2021 [₹ in Crores]	2.19	0.75
12	Benchmark Indices	Nifty 50 TRI	Nifty Next 50 TRI

Since launch returns have been calculated from the date of allotment of the schemes on the face value of units.

0.00 - Indicates values less than 0.01.

Considering movement of NAV from the beginning of the half year to September 30, 2021

NA - Not Applicable

DP - Direct Plan

(%) - Other income includes load collected on redemption net off GST.

\$ -Since benchmark for L&T Triple Ace Bond Fund and L&T Ultra Short Term Fund - Growth Option was not available on the plan launch date hence benchmark return is NA

** Schemes matured during the half year ending September 30, 2021. Refer point 11 under Notes to Account for the maturity dates of the schemes.

#The nomenclature of "Dividend" is renamed as "Income Distribution Capital Withdrawal (IDCW)" with effect from April 1, 2021. For details refer our notice no 55 dated March 26, 2021.

Refer Annexure II for scheme product label and riskometer and benchmark riskometer



Notes To Accounts

- There has been no change in the accounting policy during the half-year ended September 30, 2021.
- Commission was paid to associates during the half year with respect to distribution of units of the schemes. The commission paid was at the rates similar to those offered to other distributors. Total payments made to the associate companies in terms of Regulations 25(8) during the half-year ended September 30, 2021 is as follows:

Name of associate/ related parties/group companies of Sponsor /AMC	Nature of Association/ Nature of relation	Period covered	Value of transactions	% of total value of transaction of the Fund	Brokerage paid	% of total brokerage paid by the Fund
L&T Finance Ltd	Associate Company	Apr 01, 2021 to Sep 30, 2021	(₹ In Crs)	(%)	(₹ In Crs)	(%)
L&T Infrastructure Fund			0.00 ^	0.00	0.00	0.00
L&T Midcap Fund			0.01	0.00	0.00	0.00
L&T Triple Ace Bond Fund			0.00 ^	0.00	0.00	0.00
L&T Hybrid Equity Fund			0.00 ^	0.00	0.00	0.00
L&T Overnight Fund			0.01	0.00	0.00	0.00
L&T Balanced Advantage Fund			0.00 ^	0.00	0.00	0.00
L&T Flexicap Fund			0.02	0.02	0.00	0.00
L&T India Large Cap Fund			0.02	0.02	0.00	0.00
L&T Large and MidCap Fund			0.00 ^	0.00	0.00	0.00
L&T India Value Fund			0.00 ^	0.00	0.00	0.00
L&T Tax Advantage Fund			0.00 ^	0.00	0.00	0.00
L&T Business Cycles Fund			0.00 ^	0.00	0.00	0.00
L&T Short Term Bond Fund			0.00 ^	0.00	0.00	0.00
L&T Equity Savings Fund			0.00 ^	0.02	0.00	0.00

Name of associate/ related parties/group companies of Sponsor /AMC	Nature of Association/ Nature of relation	Period covered	Value of transactions	% of total value of transaction of the Fund	Brokerage paid	% of total brokerage paid by the Fund
L&T Finance Ltd	Associate Company	OCT 01, 2020 to Mar 31, 2021	(₹ In Crs)	(%)	(₹ In Crs)	(%)
L&T Infrastructure Fund			0.00	0.00	0.00	0.00
L&T Liquid Fund			0.00	0.00	0.00	0.00
L&T Midcap Fund			0.01	0.00	0.00	0.00
L&T Credit Risk Fund			0.00	0.00	0.00	0.00
L&T Triple Ace Bond Fund			0.00	0.00	0.00	0.00
L&T Hybrid Equity Fund			0.00	0.00	0.00	0.00
L&T Overnight Fund			0.01	0.00	0.00	0.00
L&T Flexicap Fund			0.02	0.02	0.00	0.00
L&T India Large Cap Fund			0.02	0.04	0.00	0.00
L&T Large and MidCap Fund			0.00	0.00	0.00	0.00
L&T India Value Fund			0.00	0.00	0.00	0.00
L&T Banking and PSU Debt Fund			0.00	0.00	0.00	0.00
L&T Low Duration Fund			0.00	0.00	0.00	0.00
L&T Tax Advantage Fund			0.00	0.00	0.00	0.00
L&T Short Term Bond Fund			0.00	0.00	0.00	0.00
L&T Equity Savings Fund			0.00	0.00	0.00	0.00

^ Less than 1 lac

- Any underwriting obligations undertaken by the schemes of the mutual funds with respect to issue of securities by associate companies - NIL
- Devolvement, if any - NIL
- Subscription by the schemes in the issues lead managed by associate / group companies during the period April 01, 2021 to September 30, 2021 - NIL.
- Subscription to any issue of equity or debt on private placement basis where the sponsor or its associate companies have acted as arranger or manager - NIL.
- Disclosure under Regulation 25(11) of the Securities and Exchange Board of India (Mutual Funds) Regulations, 1996 as amended : L&T Mutual Fund has made the following investments in companies, which hold units in excess of 5% of the net asset value of any Scheme of L&T Mutual Fund for the period ended September 30, 2021. (Annexure I)
- No bonus was declared during the half year period ended September 30, 2021.
- Deferred revenue expenditure during the half year in any scheme - NIL
- Details of borrowings above 10% of the Net Assets is Nil.
- Exposure in derivatives (excluding reverse positions) in excess of 10% of Net Asset of scheme invested in derivative products as at September 30, 2021 are as follows :

Scheme Name	Amount (₹ in Crores)	% to Net Assets
L&T Arbitrage Opportunities Fund	3,734.24	67.01%
L&T Equity Savings Fund	35.76	48.73%
L&T Balanced Advantage Fund	671.21	32.54%

- The percentage in terms of market value of investments made in foreign securities / American Depository Receipts / Global Depository Receipts as at September 30, 2021 is Nil.
- During the period April 01, 2021 to September 30, 2021 following investments were made in securities of the Group/Associate Company:

Name of Company	Scheme Name	Asset Type	Purchase	Sell
(₹ in Crores)				
Larsen & Toubro Limited	L&T Arbitrage Opportunities Fund	EQUITY	33.06	44.61
	L&T Conservative Hybrid Fund	EQUITY		0.28
	L&T Equity Savings Fund	EQUITY		1.08
	L&T Hybrid Equity Fund	EQUITY		184.51
	L&T Infrastructure Fund	EQUITY		24.07
	L&T Large and MidCap Fund	EQUITY		32.95
	L&T Low Duration Fund	Fixed rates bonds - Corporate		31.10
	L&T Money Market Fund	COMMERCIAL PAPERS	49.49	50.00
	L&T Tax Advantage Fund	EQUITY		126.49
	L&T NIFTY 50 INDEX FUND	EQUITY	0.29	0.14
MindTree Limited	L&T Arbitrage Opportunities Fund	EQUITY	23.33	25.66
	L&T Conservative Hybrid Fund	EQUITY	0.09	
	L&T Hybrid Equity Fund	EQUITY	40.55	
	L&T Large and MidCap Fund	EQUITY	11.22	
	L&T Tax Advantage Fund	EQUITY	18.03	
Larsen & Toubro Infotech Limited	L&T Arbitrage Opportunities Fund	EQUITY	50.07	61.89
	L&T Equity Savings Fund	EQUITY	0.16	
	L&T Tax Advantage Fund	EQUITY	30.62	
	L&T NIFTY NEXT 50 INDEX FUND	EQUITY	0.16	0.10
L&T Finance Limited	L&T FMP - SERIES XVII - Plan C (1114 days)	Fixed rates bonds - Corporate		13.02
L&T Technology Services Limited	L&T Arbitrage Opportunities Fund	EQUITY	39.75	41.43
	L&T Large and MidCap Fund	EQUITY		12.75

Note: Derivative Exposure is not considered

- During the half year ended September 30, 2021 following schemes have been matured:

Scheme Plan	Maturity Date
L&T FMP Series XVI - Plan A (1223 days)	27-Apr-21
L&T Emerging Opportunities Fund - Series I	16-Apr-21
L&T Emerging Opportunities Fund -Series II	12-Jul-21
L&T FMP Series XVII - Plan C (1114 days)	28-Sep-21

- For the details of the product label and riskometer of the scheme and riskometer of the Benchmark ((Annexure II)
Note -SEBI vide circular SEBI/HO/IMD/IMD-II DOF3/P/CIR/2021/555 dated April 29, 2021 mandated mutual funds to disclose the risk-ometer of the scheme and the benchmark along with the performance disclosure of the scheme vis-à-vis benchmark.
- The unaudited half yearly financial results for the period ended September 30, 2021 have been approved by the Board of Directors of AMC and the Trustee.

For L&T Investment Management Limited

Sd/-
R. Shankar Raman
(Director)

Sd/-
Dinanath Dubhashi
(Director)

For L&T Mutual Fund Trustee Limited

Sd/-
Shailesh Haribhakti
(Director)

Sd/-
Hemant Joshi
(Director)

Place : Mumbai
Date : October 18, 2021

Place : Mumbai
Date : October 18, 2021

Mutual Fund investments are subject to market risks, read all scheme related documents carefully.



Annexure I
Disclosure under Regulation 25(11) of the Securities and Exchange Board of
India (Mutual Funds) Regulations, 1996 , as amended.
Market Value of the investments made in each companies which have invested
more than 5% of the net assets of any scheme.

Table A

Company which has Invested in excess of 5% of the Net Assets of the respective schemes during the Current Year	Schemes in which companies have invested more than 5% of the Net Assets of the respective schemes during the Current Year	Schemes which have invested in the Company / Subsidiary	Nature of Investment	Aggregate Cost of acquisition during the period ended September 30, 2021 (₹)*#	Outstanding as at September 30, 2021 at Fair / Market Value (₹)
Bajaj Finance Limited	L&T Liquid Fund	L&T Arbitrage Opportunities Fund	Equity Futures	460.49	-
		L&T Arbitrage Opportunities Fund	Equity Shares	245.05	101.22
		L&T Conservative Hybrid Fund	Equity Shares	0.43	0.51
		L&T Equity Savings Fund	Equity Shares	1.45	1.34
		L&T FMP - SERIESXVIII PLAN D 1155 DAYS	Zero Coupon bond	-	2.23
		L&T FMP Series XVIII - Plan B 1229 Days	Zero Coupon bond	-	24.96
		L&T Hybrid Equity Fund	Equity Shares	82.71	100.91
		L&T Large and MidCap Fund	Equity Shares	36.08	42.94
		L&T Liquid Fund	Commercial Paper	1,543.60	-
		L&T Low Duration Fund	Commercial Paper	24.98	-
		L&T Money Market Fund	Commercial Paper	129.64	-
		L&T NIFTY 50 INDEX FUND	Equity Shares	0.69	2.17
		L&T Overnight Fund	Commercial Paper	74.99	-
		L&T Short Term Bond Fund	Zero Coupon bond	-	2.37
Bajaj Housing Finance Limited (Subsidiary of Bajaj Finance Limited)	L&T FMP - SERIESXVIII PLAN C 1178 DAYS	L&T Tax Advantage Fund	Equity Shares	101.85	122.87
		L&T Ultra Short Term Fund	Commercial Paper	374.42	-
		L&T FMP - SERIESXVIII PLAN D 1155 DAYS	Zero Coupon bond	-	4.00
		L&T FMP Series XVII - Plan B 1452 DAYS	Zero Coupon bond	-	30.45
Bank of Baroda	L&T Ultra Short Term Fund	L&T Liquid Fund	Non Convertible Debenture	15.07	-
		L&T Liquid Fund	Zero Coupon bond	117.41	-
		L&T Money Market Fund	Commercial Paper	97.08	49.39
		L&T Short Term Bond Fund	Zero Coupon bond	-	1.07
		L&T Arbitrage Opportunities Fund	Equity Futures	362.56	-
		L&T Arbitrage Opportunities Fund	Equity Shares	159.41	51.65
		L&T Credit Risk Fund	Non Convertible Debenture	10.24	10.13
Eicher Motors Limited	L&T Overnight Fund	L&T Liquid Fund	Certificate of Deposit	397.22	-
		L&T Low Duration Fund	Certificate of Deposit	24.27	-
		L&T Money Market Fund	Certificate of Deposit	122.28	-
		L&T NIFTY 50 INDEX FUND	Equity Shares	0.67	0.43
		L&T Ultra Short Term Fund	Certificate of Deposit	160.46	-
Grindwell Norton Limited	L&T Overnight Fund	L&T Arbitrage Opportunities Fund	Equity Futures	55.48	-
		L&T Arbitrage Opportunities Fund	Equity Shares	31.73	-
		L&T Balanced Advantage Fund	Equity Futures	4.38	-
		L&T Balanced Advantage Fund	Equity Shares	4.25	-
		L&T NIFTY 50 INDEX FUND	Equity Shares	0.16	0.41
HCL Technologies Limited	L&T Overnight Fund	L&T Emerging Businesses Fund	Equity Shares	-	238.15
		L&T Infrastructure Fund	Equity Shares	-	54.51
		L&T Arbitrage Opportunities Fund	Equity Futures	255.36	-
		L&T Arbitrage Opportunities Fund	Equity Shares	99.74	-
		L&T Balanced Advantage Fund	Equity Futures	17.42	-
		L&T Balanced Advantage Fund	Equity Shares	25.95	26.50
		L&T Conservative Hybrid Fund	Equity Shares	0.11	0.25
		L&T Flexicap Fund	Equity Shares	22.46	80.80
		L&T Focused Equity Fund	Equity Shares	22.63	38.32
		L&T Hybrid Equity Fund	Equity Shares	94.13	-
		L&T India Large Cap Fund	Equity Shares	7.05	22.33
		L&T India Value Fund	Equity Shares	69.28	250.63
		L&T Large and MidCap Fund	Equity Shares	11.35	-
L&T NIFTY 50 INDEX FUND	Equity Shares	0.51	1.48		
Hindalco Industries Limited	L&T Low Duration Fund	L&T Arbitrage Opportunities Fund	Equity Futures	154.63	-
		L&T Arbitrage Opportunities Fund	Equity Shares	92.87	1.99
		L&T Balanced Advantage Fund	Equity Futures	2.07	-
		L&T Business Cycles Fund	Equity Shares	7.66	9.13
		L&T Conservative Hybrid Fund	Equity Shares	0.24	0.27
		L&T Credit Risk Fund	Non Convertible Debenture	10.64	-
		L&T Equity Savings Fund	Equity Futures	0.40	-
		L&T Equity Savings Fund	Equity Shares	0.17	-
		L&T Hybrid Equity Fund	Equity Shares	63.74	71.44
		L&T India Large Cap Fund	Equity Shares	7.18	7.74
		L&T Infrastructure Fund	Equity Shares	6.90	20.41
		L&T Large and MidCap Fund	Equity Shares	21.42	24.91
		L&T NIFTY 50 INDEX FUND	Equity Shares	0.33	0.76
		L&T Tax Advantage Fund	Equity Shares	63.23	76.06
ICICI Securities Limited	L&T Overnight Fund	L&T Liquid Fund	Commercial Paper	744.34	49.59
		L&T Midcap Fund	Equity Shares	30.81	116.35
		L&T Money Market Fund	Commercial Paper	172.25	49.11
Indostar Capital Finance Limited	L&T Overnight Fund	L&T Low Duration Fund	Non Convertible Debenture	19.73	-
		L&T Equity Savings Fund	Equity Shares	-	-
Infina Finance Limited	L&T Overnight Fund	L&T Liquid Fund	Commercial Paper	2,108.25	-
		L&T Low Duration Fund	Commercial Paper	44.96	-
		L&T Money Market Fund	Commercial Paper	94.92	-
		L&T Overnight Fund	Commercial Paper	89.99	-
		L&T Ultra Short Term Fund	Commercial Paper	224.82	-
Infosys Limited	L&T Overnight Fund	L&T Arbitrage Opportunities Fund	Equity Futures	554.38	-
		L&T Arbitrage Opportunities Fund	Equity Shares	239.39	-
		L&T Balanced Advantage Fund	Equity Futures	74.21	-
		L&T Balanced Advantage Fund	Equity Shares	27.57	27.54
		L&T Conservative Hybrid Fund	Equity Shares	0.26	0.62
		L&T Equity Savings Fund	Equity Futures	11.79	-
		L&T Equity Savings Fund	Equity Shares	1.99	1.79
		L&T Flexicap Fund	Equity Shares	24.81	128.89
		L&T Focused Equity Fund	Equity Shares	10.22	68.45
		L&T Hybrid Equity Fund	Equity Shares	161.45	265.64
		L&T India Large Cap Fund	Equity Shares	10.84	53.09
		L&T India Value Fund	Equity Shares	129.64	515.51
		L&T Large and MidCap Fund	Equity Shares	13.93	57.76
		L&T NIFTY 50 INDEX FUND	Equity Shares	2.69	6.60
L&T Tax Advantage Fund	Equity Shares	141.08	211.13		

Company which has Invested in excess of 5% of the Net Assets of the respective schemes during the Current Year	Schemes in which companies have invested more than 5% of the Net Assets of the respective schemes during the Current Year	Schemes which have invested in the Company / Subsidiary	Nature of Investment	Aggregate Cost of acquisition during the period ended September 30, 2021 (₹)*#	Outstanding as at September 30, 2021 at Fair / Market Value (₹)	
InterGlobe Aviation Limited		L&T Arbitrage Opportunities Fund	Equity Futures	69.36	-	
		L&T Arbitrage Opportunities Fund	Equity Shares	72.12	67.52	
		L&T NIFTY NEXT 50 INDEX FUND	Equity Shares	0.29	0.56	
Kudgi Transmission Limited	L&T Overnight Fund	L&T FMP - SERIESXVIII PLAN C 1178 DAYS	Non Convertible Debenture	-	3.02	
		L&T Low Duration Fund	Non Convertible Debenture	12.11	-	
L&T Finance Limited	L&T Low Duration Fund	L&T FMP - SERIESXVIII PLAN C 1178 DAYS	Non Convertible Debenture	-	3.07	
		L&T Money Market Fund	L&T FMP Series XVII - Plan B 1452 DAYS	Non Convertible Debenture	-	45.69
	L&T Overnight Fund					
Larsen & Toubro Limited	L&T Arbitrage Opportunities Fund	L&T Arbitrage Opportunities Fund	Equity Futures	328.52	-	
		L&T Banking and PSU Debt Fund	Equity Shares	127.97	0.49	
		L&T Gilt Fund	Equity Futures	15.08	-	
		L&T Liquid Fund	L&T Balanced Advantage Fund	Equity Shares	1.41	8.53
		L&T Low Duration Fund	L&T Business Cycles Fund	Equity Shares	-	21.12
		L&T Money Market Fund	L&T Equity Savings Fund	Equity Futures	0.21	-
		L&T Overnight Fund	L&T Equity Savings Fund	Equity Shares	0.20	-
		L&T Resurgent India Bond Fund	L&T Flexicap Fund	Equity Shares	-	67.74
		L&T Short Term Bond Fund	L&T Focused Equity Fund	Equity Shares	7.69	42.27
		L&T Triple Ace Bond Fund	L&T Hybrid Equity Fund	Equity Shares	5.76	-
			L&T Hybrid Equity Fund	Commercial Paper	24.41	-
	L&T India Large Cap Fund	L&T India Value Fund	Equity Shares	3.24	23.38	
		L&T India Value Fund	Equity Shares	16.87	208.13	
		L&T Infrastructure Fund	Equity Shares	-	125.01	
		L&T Low Duration Fund	Non Convertible Debenture	31.59	-	
		L&T Money Market Fund	Commercial Paper	122.73	-	
		L&T NIFTY 50 INDEX FUND	Equity Shares	1.58	2.19	
		L&T Short Term Bond Fund	Non Convertible Debenture	-	76.70	
L&T Finance Holdings Limited (Subsidiary of Larsen & Toubro Limited)		L&T NIFTY NEXT 50 INDEX FUND	Equity Shares	0.08	-	
L&T Infotech Limited (Subsidiary of Larsen & Toubro Limited)	L&T Money Market Fund	L&T Arbitrage Opportunities Fund	Equity Futures	155.66	-	
		L&T Arbitrage Opportunities Fund	Equity Shares	60.17	6.40	
		L&T Equity Savings Fund	Equity Futures	0.18	-	
		L&T Equity Savings Fund	Equity Shares	0.16	0.17	
		L&T NIFTY NEXT 50 INDEX FUND	Equity Shares	0.57	0.75	
		L&T Tax Advantage Fund	Equity Shares	30.62	35.46	
MindTree Limited (Subsidiary of Larsen & Toubro Limited)	L&T Arbitrage Opportunities Fund	L&T Arbitrage Opportunities Fund	Equity Futures	51.14	-	
		L&T Arbitrage Opportunities Fund	Equity Shares	36.58	-	
		L&T Conservative Hybrid Fund	Equity Shares	0.09	0.09	
		L&T Hybrid Equity Fund	Equity Shares	40.55	40.11	
		L&T Large and MidCap Fund	Equity Shares	11.22	11.13	
		L&T Tax Advantage Fund	Equity Shares	18.03	17.85	
LIC Housing Finance Limited	L&T Overnight Fund	L&T Arbitrage Opportunities Fund	Equity Futures	60.51	-	
		L&T Arbitrage Opportunities Fund	Equity Shares	51.47	28.61	
		L&T Balanced Advantage Fund	Equity Futures	6.73	-	
		L&T Balanced Advantage Fund	Equity Shares	4.25	-	
		L&T FMP - SERIESXVIII PLAN D 1155 DAYS	Zero Coupon bond	-	5.22	
		L&T FMP Series XVIII - Plan B 1229 Days	Zero Coupon bond	-	19.59	
		L&T Hybrid Equity Fund	Non Convertible Debenture	25.71	25.55	
		L&T India Large Cap Fund	Equity Shares	8.05	-	
		L&T India Value Fund	Equity Shares	92.28	-	
		L&T Liquid Fund	Commercial Paper	99.86	-	
L&T Low Duration Fund	Non Convertible Debenture	138.68	25.55			
	L&T Money Market Fund	Commercial Paper	147.46	49.41		
	L&T Ultra Short Term Fund	Commercial Paper	97.64	-		
Mahindra & Mahindra Limited	L&T Overnight Fund	L&T Arbitrage Opportunities Fund	Equity Futures	70.86	-	
		L&T Arbitrage Opportunities Fund	Equity Shares	58.68	12.65	
		L&T Balanced Advantage Fund	Equity Shares	4.60	5.06	
		L&T Business Cycles Fund	Equity Shares	8.18	5.91	
		L&T Conservative Hybrid Fund	Equity Shares	0.14	-	
		L&T Flexicap Fund	Equity Shares	12.48	13.88	
		L&T Hybrid Equity Fund	Equity Shares	90.74	-	
		L&T India Large Cap Fund	Equity Shares	15.44	8.00	
		L&T India Value Fund	Equity Shares	107.58	110.85	
		L&T NIFTY 50 INDEX FUND	Equity Shares	0.61	0.82	
Mahindra & Mahindra Financial Services Limited (Subsidiary of Mahindra & Mahindra Limited)	L&T Overnight Fund	L&T Arbitrage Opportunities Fund	Equity Futures	177.79	-	
		L&T Arbitrage Opportunities Fund	Equity Shares	132.13	20.74	
		L&T Flexicap Fund	Equity Shares	26.82	-	
		L&T Hybrid Equity Fund	Equity Shares	41.10	-	
		L&T India Large Cap Fund	Equity Shares	5.69	-	
		L&T Liquid Fund	Non Convertible Debenture	65.48	-	
	L&T Low Duration Fund	Non Convertible Debenture	25.39	25.13		
Maruti Suzuki India Limited	L&T Banking and PSU Debt Fund	L&T Arbitrage Opportunities Fund	Equity Futures	545.19	-	
		L&T Overnight Fund	Equity Shares	162.17	16.51	
		L&T Ultra Short Term Fund	L&T Balanced Advantage Fund	Equity Futures	57.23	-
		L&T Balanced Advantage Fund	Equity Shares	14.96	8.95	
		L&T Business Cycles Fund	Equity Shares	-	2.55	



Annexure I
Disclosure under Regulation 25(11) of the Securities and Exchange Board of India (Mutual Funds) Regulations, 1996 , as amended.
Market Value of the investments made in each companies which have invested more than 5% of the net assets of any scheme.

Table A

Company which has Invested in excess of 5% of the Net Assets of the respective schemes during the Current Year	Schemes in which companies have invested more than 5% of the Net Assets of the respective schemes during the Current Year	Schemes which have invested in the Company / Subsidiary	Nature of Investment	Aggregate Cost of acquisition during the period ended September 30, 2021 (₹)*#	Outstanding as at September 30, 2021 at Fair / Market Value (₹)
		L&T Equity Savings Fund	Equity Shares	0.07	0.07
		L&T Flexicap Fund	Equity Shares	-	39.33
		L&T Focused Equity Fund	Equity Shares	-	21.43
		L&T India Large Cap Fund	Equity Shares	2.52	4.40
		L&T India Value Fund	Equity Shares	-	65.13
		L&T Large and MidCap Fund	Equity Shares	19.17	19.15
		L&T NIFTY 50 INDEX FUND	Equity Shares	0.47	1.04
		L&T Tax Advantage Fund	Equity Shares	63.75	63.69
National Bank for Agriculture & Rural Development	L&T Liquid Fund	L&T Arbitrage Opportunities Fund	Certificate of Deposit	73.40	49.31
		L&T Arbitrage Opportunities Fund	Commercial Paper	97.74	-
		L&T Balanced Advantage Fund	Non Convertible Debenture	-	15.38
		L&T Banking and PSU Debt Fund	Non Convertible Debenture	260.33	427.27
		L&T Conservative Hybrid Fund	Non Convertible Debenture	-	2.10
		L&T Credit Risk Fund	Non Convertible Debenture	25.64	5.01
		L&T Flexi Bond Fund	Non Convertible Debenture	24.54	4.92
		L&T FMP - SERIESXVIII PLAN C 1178 DAYS	Non Convertible Debenture	-	3.05
		L&T FMP - SERIESXVIII PLAN D 1155 DAYS	Non Convertible Debenture	-	4.27
		L&T FMP Series XVII - Plan B 1452 DAYS	Non Convertible Debenture	-	20.31
		L&T FMP Series XVIII - Plan B 1229 Days	Non Convertible Debenture	-	18.28
		L&T Hybrid Equity Fund	Certificate of Deposit	58.11	-
		L&T Hybrid Equity Fund	Non Convertible Debenture	51.60	56.83
		L&T Liquid Fund	Certificate of Deposit	99.27	-
		L&T Liquid Fund	Commercial Paper	1,941.23	-
		L&T Low Duration Fund	Non Convertible Debenture	205.03	102.83
		L&T Money Market Fund	Certificate of Deposit	132.55	24.65
		L&T Money Market Fund	Commercial Paper	148.26	-
		L&T Overnight Fund	Commercial Paper	25.00	-
		L&T Resurgent India Bond Fund	Non Convertible Debenture	104.34	87.56
		L&T Short Term Bond Fund	Non Convertible Debenture	175.13	396.43
		L&T Triple Ace Bond Fund	Non Convertible Debenture	712.25	873.69
		L&T Ultra Short Term Fund	Certificate of Deposit	230.63	197.56
		L&T Ultra Short Term Fund	Commercial Paper	73.98	-
RBL Bank Limited	L&T Money Market Fund	L&T Arbitrage Opportunities Fund	Equity Futures	85.25	-
	L&T Ultra Short Term Fund	L&T Arbitrage Opportunities Fund	Equity Shares	43.28	2.99
Reliance Industries Limited	L&T Banking and PSU Debt Fund	L&T Arbitrage Opportunities Fund	Equity Futures	2,040.20	-
	L&T Triple Ace Bond Fund	L&T Arbitrage Opportunities Fund	Non Convertible Debenture	25.12	-
	L&T Liquid Fund	L&T Arbitrage Opportunities Fund	Equity Shares	738.78	98.44
	L&T Low Duration Fund	L&T Arbitrage Opportunities Fund	Commercial Paper	49.64	-
		L&T Balanced Advantage Fund	Equity Futures	572.15	-
		L&T Balanced Advantage Fund	Equity Shares	182.76	135.45
		L&T Business Cycles Fund	Equity Shares	2.35	23.38
		L&T Conservative Hybrid Fund	Equity Shares	0.08	0.19
		L&T Equity Savings Fund	Equity Futures	16.97	-
		L&T Equity Savings Fund	Equity Shares	10.94	-
		L&T Flexi-cap FUND	Equity Shares	-	160.58
		L&T FMP - SERIES XVII - Plan C 1114 Days	Non Convertible Debenture	10.34	-
		L&T FMP Series XVIII - Plan B 1229 Days	Non Convertible Debenture	-	16.80
		L&T Focused Equity Fund	Equity Shares	30.92	68.04
		L&T Hybrid Equity Fund	Equity Futures	281.51	-
		L&T Hybrid Equity Fund	Non Convertible Debenture	51.63	-
		L&T Hybrid Equity Fund	Equity Shares	290.00	64.37
		L&T Hybrid Equity Fund	Commercial Paper	9.77	9.83
		L&T India Large Cap Fund	Equity Shares	9.25	52.90
		L&T India Value Fund	Equity Shares	-	319.57
		L&T Infrastructure Fund	Equity Shares	24.12	60.51
		L&T Liquid Fund	Non Convertible Debenture	70.34	-
		L&T Liquid Fund	Commercial Paper	2,906.40	299.30
		L&T Low Duration Fund	Non Convertible Debenture	103.20	51.21
		L&T Low Duration Fund	Commercial Paper	24.63	-
		L&T Money Market Fund	Commercial Paper	285.29	63.92
		L&T NIFTY 50 INDEX FUND	Equity Shares	3.66	8.66
		L&T Overnight Fund	Commercial Paper	239.97	-
		L&T Resurgent India Bond Fund	Non Convertible Debenture	31.05	-
		L&T Short Term Bond Fund	Non Convertible Debenture	31.06	34.29
		L&T Short Term Bond Fund	Commercial Paper	97.67	98.34
		L&T Ultra Short Term Fund	Non Convertible Debenture	51.62	-
		L&T Ultra Short Term Fund	Commercial Paper	296.33	-
Network 18 Media & Investments Limited (Sub of Reliance Industries limited)		L&T Liquid Fund	Commercial Paper	49.53	-
		L&T Low Duration Fund	Commercial Paper	9.95	-
		L&T Money Market Fund	Commercial Paper	153.11	24.27
		L&T Ultra Short Term Fund	Commercial Paper	59.47	-
Reliance JIO Infocomm Limited (Subsidiary of Reliance Industries Limited)		L&T Liquid Fund	Commercial Paper	596.88	249.70
		L&T Money Market Fund	Commercial Paper	49.63	-
		L&T Ultra Short Term Fund	Commercial Paper	148.71	-

Company which has Invested in excess of 5% of the Net Assets of the respective schemes during the Current Year	Schemes in which companies have invested more than 5% of the Net Assets of the respective schemes during the Current Year	Schemes which have invested in the Company / Subsidiary	Nature of Investment	Aggregate Cost of acquisition during the period ended September 30, 2021 (₹)*#	Outstanding as at September 30, 2021 at Fair / Market Value (₹)
Sikka Ports & Terminals Limited (Subsidiary of Reliance Industries Limited)	L&T Money Market Fund	L&T Hybrid Equity Fund	Non Convertible Debenture	27.38	11.63
		L&T Liquid Fund	Commercial Paper	198.27	-
		L&T Low Duration Fund	Non Convertible Debenture	24.24	-
		L&T Money Market Fund	Commercial Paper	73.63	73.88
		L&T Resurgent India Bond Fund	Non Convertible Debenture	-	37.14
		L&T Short Term Bond Fund	Non Convertible Debenture	50.00	-
		L&T Ultra Short Term Fund	Commercial Paper	73.63	73.88
TV18 Broadcast Limited (Sub of Reliance Industries Ltd)		L&T Liquid Fund	Commercial Paper	24.78	-
State Bank of India		L&T Arbitrage Opportunities Fund	Equity Futures	1,178.18	-
		L&T Arbitrage Opportunities Fund	Equity Shares	221.23	102.54
		L&T Balanced Advantage Fund	Equity Futures	455.68	-
		L&T Balanced Advantage Fund	Equity Shares	52.54	45.80
		L&T Business Cycles Fund	Equity Shares	9.27	20.53
		L&T Conservative Hybrid Fund	Equity Shares	0.51	0.45
		L&T Equity Savings Fund	Equity Shares	0.70	1.01
		L&T Flexicap Fund	Equity Shares	-	61.61
		L&T Hybrid Equity Fund	Equity Shares	212.20	212.23
		L&T India Large Cap Fund	Equity Shares	7.84	31.93
		L&T India Value Fund	Equity Shares	192.59	301.33
		L&T Large and MidCap Fund	Equity Shares	86.91	33.27
		L&T NIFTY 50 INDEX FUND	Equity Shares	0.52	1.85
		L&T Resurgent India Bond Fund	Non Convertible Debenture	-	21.21
		L&T Short Term Bond Fund	Non Convertible Debenture	225.42	-
		L&T Tax Advantage Fund	Equity Shares	150.26	131.71
SBI Cards & Payment Services Limited (Subsidiary of State Bank of India)		L&T Equity Savings Fund	Equity Shares	0.32	-
		L&T FMP - SERIESXVIII PLAN C 1178 DAYS	Non Convertible Debenture	-	3.07
		L&T Hybrid Equity Fund	Equity Shares	12.10	43.03
		L&T India Large Cap Fund	Equity Shares	12.24	14.21
		L&T Large and MidCap Fund	Equity Shares	7.11	7.27
		L&T NIFTY NEXT 50 INDEX FUND	Equity Shares	0.48	0.49
		L&T Tax Advantage Fund	Equity Shares	35.85	36.44
SBI Life Insurance Limited (Subsidiary of State Bank of India)		L&T Arbitrage Opportunities Fund	Equity Futures	81.88	-
		L&T Arbitrage Opportunities Fund	Equity Shares	41.97	1.00
		L&T Hybrid Equity Fund	Equity Shares	-	25.61
		L&T India Large Cap Fund	Equity Shares	-	14.22
		L&T NIFTY 50 INDEX FUND	Equity Shares	0.45	0.57
		L&T NIFTY NEXT 50 INDEX FUND	Equity Shares	0.02	-
Tata Capital Financial Services Limited	L&T Overnight Fund	L&T Liquid Fund	Non Convertible Debenture	25.15	-
		L&T Liquid Fund	Zero Coupon bond	59.00	-
		L&T Liquid Fund	Commercial Paper	724.23	-
		L&T Low Duration Fund	Zero Coupon bond	32.30	-
		L&T Low Duration Fund	Commercial Paper	39.09	39.22
		L&T Money Market Fund	Commercial Paper	84.15	34.32
UltraTech Cement Limited		L&T Arbitrage Opportunities Fund	Equity Futures	131.88	-
		L&T Arbitrage Opportunities Fund	Equity Shares	62.51	1.78
		L&T Business Cycles Fund	Equity Shares	-	27.66
		L&T Conservative Hybrid Fund	Equity Shares	0.07	0.24
		L&T Flexicap Fund	Equity Shares	5.65	33.80
		L&T Hybrid Equity Fund	Equity Shares	22.95	121.00
		L&T India Large Cap Fund	Equity Shares	8.26	23.08
		L&T Infrastructure Fund	Equity Shares	2.75	57.62
		L&T Large and MidCap Fund	Equity Shares	13.31	36.17
		L&T Liquid Fund	Commercial Paper	547.10	-
		L&T Money Market Fund	Commercial Paper	48.85	49.16
		L&T NIFTY 50 INDEX FUND	Equity Shares	0.30	0.91
		L&T Short Term Bond Fund	Non Convertible Debenture	-	35.16
		L&T Tax Advantage Fund	Equity Shares	75.79	111.24
Wipro Limited	L&T Overnight Fund	L&T Arbitrage Opportunities Fund	Equity Futures	144.61	-
		L&T Arbitrage Opportunities Fund	Equity Shares	76.04	1.93
		L&T Equity Savings Fund	Equity Futures	0.53	-
		L&T Equity Savings Fund	Equity Shares	0.24	-
		L&T India Large Cap Fund	Equity Shares	2.98	2.75
		L&T Large and MidCap Fund	Equity Shares	22.66	21.43
		L&T NIFTY 50 INDEX FUND	Equity Shares	0.52	1.00
		L&T Tax Advantage Fund	Equity Shares	65.04	61.20

These investments comprise Equity Shares, Debentures / Bonds, Commercial Paper and Certificate of Deposit. These investments have been made on account of their high credit quality and competitive yield for the investment in fixed income / money market instruments and in case of equity shares because of attractive valuations of these companies.

*The above disclosure of the transactions is for the period from one year prior to the date company invested in excess of 5 % of net assets of the respective scheme to September 30, 2021.

#Aggregate cost of acquisition represents cost of the maximum holding in the Company and its subsidiaries of the investments made by the scheme.



Annexure I
Disclosure under Regulation 25(11) of the Securities and Exchange Board of India (Mutual Funds) Regulations, 1996 , as amended.
Market Value of the investments made in each companies which have invested more than 5% of the net assets of any scheme.

Table B


Company which has Invested in excess of 5% of the Net Assets of the respective schemes during the FY 2021-22 not included in the Table A	Schemes in which companies have invested more than 5% of the Net Assets of the respective schemes in the Previous Year	Schemes which have invested in the Company / Subsidiary	Nature of Investment	Aggregate Cost of acquisition during the period ended September 30, 2021 (₹)*#	Outstanding as at September 30, 2021 at Fair / Market Value (₹)
Bajaj Auto Limited	L&T Overnight Fund	L&T Arbitrage Opportunities Fund	Equity Futures	28.79	-
		L&T Triple Ace Bond Fund	Equity Shares	20.32	5.37
		L&T Balanced Advantage Fund	Equity Futures	14.17	-
		L&T Balanced Advantage Fund	Equity Shares	-	1.15
		L&T Equity Savings Fund	Equity Futures	9.36	-
		L&T Equity Savings Fund	Equity Shares	-	1.53
Bharti Airtel Limited	L&T Liquid Fund	L&T NIFTY 50 INDEX FUND	Equity Shares	0.07	0.53
		L&T Arbitrage Opportunities Fund	Equity Futures	1,357.50	-
		L&T Arbitrage Opportunities Fund	Equity Shares	71.41	2.86
		L&T Balanced Advantage Fund	Equity Futures	432.86	-
		L&T Balanced Advantage Fund	Equity Shares	1.09	23.06
		L&T Balanced Advantage Fund	Rights	-	0.37
Indus Towers Limited (Subsidiary of Bharti Airtel Limited)	L&T Overnight Fund	L&T Flexicap Fund	Equity Shares	-	74.68
		L&T Flexicap Fund	Rights	-	1.19
		L&T Focused Equity Fund	Equity Shares	-	25.02
		L&T Focused Equity Fund	Rights	-	0.40
		L&T India Large Cap Fund	Equity Shares	-	13.87
		L&T India Large Cap Fund	Rights	-	0.22
		L&T India Value Fund	Equity Shares	-	108.37
		L&T India Value Fund	Rights	-	1.72
		L&T Infrastructure Fund	Equity Shares	-	33.19
		L&T Infrastructure Fund	Rights	-	0.53
		L&T NIFTY 50 INDEX FUND	Equity Shares	0.22	1.73
		L&T NIFTY 50 INDEX FUND	Rights	-	0.03
Dabur India Limited	L&T Overnight Fund	L&T Arbitrage Opportunities Fund	Equity Futures	73.59	-
		L&T Arbitrage Opportunities Fund	Equity Shares	63.81	-
		L&T NIFTY NEXT 50 INDEX FUND	Equity Shares	0.16	0.71
HDFC Bank Limited	L&T Overnight Fund	L&T Arbitrage Opportunities Fund	Equity Futures	23.41	-
		L&T Arbitrage Opportunities Fund	Equity Shares	14.46	0.93
		L&T Balanced Advantage Fund	Equity Shares	-	15.01
		L&T India Large Cap Fund	Equity Shares	-	2.78
		L&T NIFTY NEXT 50 INDEX FUND	Equity Shares	0.30	1.03
		HDFC Securities Limited (Subsidiary of HDFC Bank Limited)	L&T Liquid Fund	L&T Arbitrage Opportunities Fund	Certificate of Deposit
L&T Arbitrage Opportunities Fund	Equity Futures			90.62	-
L&T Arbitrage Opportunities Fund	Equity Shares			73.92	8.77
L&T Balanced Advantage Fund	Certificate of Deposit			48.26	48.28
L&T Balanced Advantage Fund	Equity Futures			39.10	-
L&T Balanced Advantage Fund	Equity Shares			36.45	36.32
L&T Banking and PSU Debt Fund	Certificate of Deposit			241.30	241.40
L&T Business Cycles Fund	Equity Shares			-	43.92
L&T Conservative Hybrid Fund	Equity Shares			-	0.43
L&T Flexi Bond Fund	Non Convertible Debenture			5.49	5.56
L&T Flexicap Fund	Equity Shares			-	149.86
L&T Hybrid Equity Fund	Non Convertible Debenture			-	11.12
L&T Hybrid Equity Fund	Equity Shares			-	274.59
L&T India Large Cap Fund	Equity Shares			-	57.75
L&T India Value Fund	Equity Shares			-	365.93
L&T Large and MidCap Fund	Equity Shares			-	34.56
L&T Money Market Fund	Certificate of Deposit			24.58	24.58
L&T NIFTY 50 INDEX FUND	Equity Shares			1.06	7.42
L&T Resurgent India Bond Fund	Non Convertible Debenture			25.00	25.00
L&T Short Term Bond Fund	Certificate of Deposit			288.97	289.68
L&T Tax Advantage Fund	Equity Shares			26.91	118.27
L&T Triple Ace Bond Fund	Non Convertible Debenture			200.00	472.53
L&T Ultra Short Term Fund	Certificate of Deposit			147.47	147.46
HDB Financial Services Limited (Subsidiary of HDFC Bank Limited)	L&T Liquid Fund			L&T Arbitrage Opportunities Fund	Commercial Paper
		L&T FMP - SERIESXVIII PLAN C 1178 DAYS	Zero Coupon bond	-	1.31
		L&T FMP - SERIESXVIII PLAN D 1155 DAYS	Zero Coupon bond	-	5.25
HDFC Securities Limited (Subsidiary of HDFC Bank Limited)	L&T Liquid Fund	L&T FMP Series XVIII - Plan B 1229 Days	Zero Coupon bond	-	23.64
		L&T Liquid Fund	Non Convertible Debenture	25.08	-

Company which has Invested in excess of 5% of the Net Assets of the respective schemes during the FY 2021-22 not included in the Table A	Schemes in which companies have invested more than 5% of the Net Assets of the respective schemes in the Previous Year	Schemes which have invested in the Company / Subsidiary	Nature of Investment	Aggregate Cost of acquisition during the period ended September 30, 2021 (₹)*#	Outstanding as at September 30, 2021 at Fair / Market Value (₹)
Small Industries Development Bank of India	L&T Liquid Fund	L&T Arbitrage Opportunities Fund	Certificate of Deposit	24.27	24.56
		L&T Banking and PSU Debt Fund	Non Convertible Debenture	-	51.17
		L&T FMP - SERIESXVIII PLAN D 1155 DAYS	Non Convertible Debenture	-	4.06
		L&T FMP Series XVIII - Plan B 1229 Days	Non Convertible Debenture	-	18.28
		L&T Hybrid Equity Fund	Non Convertible Debenture	-	2.03
		L&T Liquid Fund	Non Convertible Debenture	65.23	-
		L&T Low Duration Fund	Non Convertible Debenture	50.29	-
		L&T Money Market Fund	Certificate of Deposit	24.17	-
		L&T Short Term Bond Fund	Certificate of Deposit	192.25	170.53
		L&T Short Term Bond Fund	Non Convertible Debenture	-	104.54
Sun Pharmaceutical Industries Limited	L&T Overnight Fund	L&T Ultra Short Term Fund	Certificate of Deposit	242.88	147.40
		L&T Arbitrage Opportunities Fund	Equity Futures	371.77	-
		L&T Arbitrage Opportunities Fund	Equity Shares	24.25	37.34
		L&T Balanced Advantage Fund	Equity Shares	49.96	52.35
		L&T Conservative Hybrid Fund	Equity Shares	-	0.32
		L&T Equity Savings Fund	Equity Shares	-	0.57
		L&T Flexicap Fund	Equity Shares	-	39.66
		L&T Hybrid Equity Fund	Equity Shares	29.38	184.28
		L&T India Large Cap Fund	Equity Shares	8.68	23.76
		L&T India Value Fund	Equity Shares	78.03	316.21
Tata Steel Limited	L&T Liquid Fund	L&T Large and MidCap Fund	Equity Shares	24.80	17.93
		L&T NIFTY 50 INDEX FUND	Equity Shares	0.12	0.94
		L&T Tax Advantage Fund	Equity Shares	42.13	53.42
		L&T Arbitrage Opportunities Fund	Equity Futures	1,310.72	-
		L&T Arbitrage Opportunities Fund	Equity Shares	279.95	268.08
		L&T Balanced Advantage Fund	Equity Futures	334.01	-
These investments comprise Equity Shares, Debentures / Bonds, Commercial Paper and Certificate of Deposit. These investments have been made on account of their high credit quality and competitive yield for the investment in fixed income / money market instruments and in case of equity shares because of attractive valuations of these companies.	L&T Liquid Fund	L&T Balanced Advantage Fund	Equity Shares	11.39	85.80
		L&T Conservative Hybrid Fund	Equity Shares	0.38	0.33
		L&T Equity Savings Fund	Equity Shares	0.78	0.53
		L&T Flexicap Fund	Equity Shares	-	28.03
		L&T FMP - SERIESXVIII PLAN C 1178 DAYS	Non Convertible Debenture	-	3.81
		L&T Focused Equity Fund	Equity Shares	-	18.87
		L&T Hybrid Equity Fund	Equity Shares	81.54	114.89
		L&T India Large Cap Fund	Equity Shares	-	14.78
		L&T Infrastructure Fund	Equity Shares	1.18	29.84
		L&T Large and MidCap Fund	Equity Shares	37.85	36.08
		L&T Low Duration Fund	Non Convertible Debenture	-	36.32
		L&T NIFTY 50 INDEX FUND	Equity Shares	0.17	1.07
		L&T Tax Advantage Fund	Equity Shares	14.76	109.58

These investments comprise Equity Shares, Debentures / Bonds, Commercial Paper and Certificate of Deposit. These investments have been made on account of their high credit quality and competitive yield for the investment in fixed income / money market instruments and in case of equity shares because of attractive valuations of these companies.

*The above disclosure of the transactions is for the period from April 01, 2021 (excluding any transactions reported in the previous reports between April 01, 2020 to March 31, 2021) till September 30, 2021.

#Aggregate cost of acquisition represents cost of the maximum holding in the Company and its subsidiaries of the investments made by the scheme.



Annexure II

Below are the product label of the schemes as on September 30, 2021

Scheme Name (Equity & Hybrid Funds)	Scheme Riskometer	Benchmark Riskometer
<p>This product is suitable for investors who are seeking*</p> <p>L&T Midcap Fund - An open ended equity scheme predominantly investing in mid cap stocks:</p> <ul style="list-style-type: none"> Long term capital appreciation Investment primarily in midcap equity and equity-related securities 	<p>RISKOMETER Investors understand that their principal will be at very high risk</p>	<p>RISKOMETER</p>
*Investors should consult their financial advisers if in doubt about whether the product is suitable for them.		

<p>This product is suitable for investors who are seeking*</p> <p>L&T Flexicap Fund - An open ended dynamic equity scheme investing across large cap, mid cap, small cap stocks:</p> <ul style="list-style-type: none"> Long term capital growth Investment predominantly in equity and equity-related securities 	<p>RISKOMETER Investors understand that their principal will be at very high risk</p>	<p>RISKOMETER</p>
*Investors should consult their financial advisers if in doubt about whether the product is suitable for them.		

<p>This product is suitable for investors who are seeking*</p> <p>L&T Large and Midcap Fund - An open ended equity scheme investing in both large cap and mid cap stocks:</p> <ul style="list-style-type: none"> Long term capital growth Investment predominantly in equity and equity-related securities, with minimum allocation of at least 35% each to large cap and mid cap companies 	<p>RISKOMETER Investors understand that their principal will be at very high risk</p>	<p>RISKOMETER</p>
*Investors should consult their financial advisers if in doubt about whether the product is suitable for them.		

<p>This product is suitable for investors who are seeking*</p> <p>L&T Tax Advantage Fund - An open ended equity linked saving scheme with a statutory lock in of 3 years and tax benefit:</p> <ul style="list-style-type: none"> Long term capital growth Investment predominantly in equity and equity-related securities 	<p>RISKOMETER Investors understand that their principal will be at very high risk</p>	<p>RISKOMETER</p>
*Investors should consult their financial advisers if in doubt about whether the product is suitable for them.		

<p>This product is suitable for investors who are seeking*</p> <p>L&T Infrastructure Fund - An open ended equity scheme investing in infrastructure sector:</p> <ul style="list-style-type: none"> Long term capital appreciation Investment predominantly in equity and equity-related instruments of companies in the infrastructure sector 	<p>RISKOMETER Investors understand that their principal will be at very high risk</p>	<p>RISKOMETER</p>
*Investors should consult their financial advisers if in doubt about whether the product is suitable for them.		

<p>This product is suitable for investors who are seeking*</p> <p>L&T India Large Cap Fund - An open ended equity scheme predominantly investing in large cap stocks:</p> <ul style="list-style-type: none"> Long term capital appreciation Investment in equity and equity related securities, including equity derivatives in the Indian markets and foreign securities; with predominant investments in large cap stocks 	<p>RISKOMETER Investors understand that their principal will be at very high risk</p>	<p>RISKOMETER</p>
*Investors should consult their financial advisers if in doubt about whether the product is suitable for them.		

<p>This product is suitable for investors who are seeking*</p> <p>L&T India Value Fund - An open ended equity scheme following a value investment strategy:</p> <ul style="list-style-type: none"> Long term capital appreciation Investment predominantly in equity and equity-related securities in Indian markets and foreign securities, with higher focus on undervalued securities 	<p>RISKOMETER Investors understand that their principal will be at very high risk</p>	<p>RISKOMETER</p>
*Investors should consult their financial advisers if in doubt about whether the product is suitable for them.		

<p>This product is suitable for investors who are seeking*</p> <p>L&T Business Cycles Fund - An open-ended equity scheme following business cycles based investing theme:</p> <ul style="list-style-type: none"> Long term capital appreciation Investment predominantly in equity and equity-related securities, including equity derivatives in Indian markets with focus on riding business cycles through dynamic allocation between various sectors and stocks at different stages of business cycles in the economy 	<p>RISKOMETER Investors understand that their principal will be at very high risk</p>	<p>RISKOMETER</p>
*Investors should consult their financial advisers if in doubt about whether the product is suitable for them.		

<p>This product is suitable for investors who are seeking*</p> <p>L&T Emerging Businesses Fund - An open-ended equity scheme predominantly investing in small cap stocks:</p> <ul style="list-style-type: none"> Long term capital appreciation Investment predominantly in equity and equity-related securities, including equity derivatives in Indian markets with key theme focus being emerging companies (small cap stocks); and foreign securities 	<p>RISKOMETER Investors understand that their principal will be at very high risk</p>	<p>RISKOMETER</p>
*Investors should consult their financial advisers if in doubt about whether the product is suitable for them.		

Scheme Name (Equity & Hybrid Funds)	Scheme Riskometer	Benchmark Riskometer
<p>This product is suitable for investors who are seeking*</p> <p>L&T Focused Equity Fund - An open ended equity scheme investing in maximum 30 stocks in large, mid and smallcap companies:</p> <ul style="list-style-type: none"> Long term capital appreciation Investment in a concentrated portfolio of equity and equity related instruments of maximum 30 stocks. 	<p>RISKOMETER Investors understand that their principal will be at very high risk</p>	<p>RISKOMETER</p>
*Investors should consult their financial advisers if in doubt about whether the product is suitable for them.		

<p>This product is suitable for investors who are seeking*</p> <p>L&T Nifty 50 Index Fund - An open-ended Equity Scheme tracking NIFTY 50 Index:</p> <ul style="list-style-type: none"> Long term capital appreciation Investment in equity securities covered by the NIFTY 50. 	<p>RISKOMETER Investors understand that their principal will be at very high risk</p>	<p>RISKOMETER</p>
*Investors should consult their financial advisers if in doubt about whether the product is suitable for them.		

<p>This product is suitable for investors who are seeking*</p> <p>L&T Nifty Next 50 Index Fund - An open-ended Equity Scheme tracking Nifty Next 50 Index:</p> <ul style="list-style-type: none"> Long term capital appreciation Investment in equity securities covered by the NIFTY NEXT 50 	<p>RISKOMETER Investors understand that their principal will be at very high risk</p>	<p>RISKOMETER</p>
*Investors should consult their financial advisers if in doubt about whether the product is suitable for them.		


<p>This product is suitable for investors who are seeking*</p> <p>L&T Hybrid Equity Fund - An open ended hybrid scheme investing predominantly in equity and equity related instruments:</p> <ul style="list-style-type: none"> Long term capital appreciation and generation of reasonable returns Investment in equity and equity-related securities and debt and money market instruments. 	<p>RISKOMETER Investors understand that their principal will be at very high risk</p>	<p>RISKOMETER</p>
*Investors should consult their financial advisers if in doubt about whether the product is suitable for them.		

<p>This product is suitable for investors who are seeking*</p> <p>L&T Conservative Hybrid Fund - An open ended hybrid scheme investing predominantly in debt instruments:</p> <ul style="list-style-type: none"> Generation of regular income over medium to long term Investment in debt, equity and money market securities 	<p>RISKOMETER Investors understand that their principal will be at moderately high risk</p>	<p>RISKOMETER</p>
*Investors should consult their financial advisers if in doubt about whether the product is suitable for them.		

<p>This product is suitable for investors who are seeking*</p> <p>L&T Balanced Advantage Fund - An open ended dynamic asset allocation fund:</p> <ul style="list-style-type: none"> Long term capital appreciation and generation of reasonable returns Investment in equity and equity related instruments, derivatives and debt and money market instruments. 	<p>RISKOMETER Investors understand that their principal will be at moderately high risk</p>	<p>RISKOMETER</p>
*Investors should consult their financial advisers if in doubt about whether the product is suitable for them.		

<p>This product is suitable for investors who are seeking*</p> <p>L&T Arbitrage Opportunities Fund - An open ended scheme investing in arbitrage opportunities:</p> <ul style="list-style-type: none"> Generation of reasonable returns over short to medium term Investment predominantly in arbitrage opportunities in the cash and derivatives segments of the equity markets; and debt and money market instrument 	<p>RISKOMETER Investors understand that their principal will be at low risk</p>	<p>RISKOMETER</p>
*Investors should consult their financial advisers if in doubt about whether the product is suitable for them.		

<p>This product is suitable for investors who are seeking*</p> <p>L&T Equity Savings Fund - An open ended scheme investing in equity, arbitrage and debt:</p> <ul style="list-style-type: none"> Generation of regular income by predominantly investing in arbitrage opportunities in the cash and derivatives segment and long-term capital appreciation through unhedged exposure to equity and equity related instruments. Investment in equity and equity related instruments, derivatives and debt and money market instruments 	<p>RISKOMETER Investors understand that their principal will be at moderate risk</p>	<p>RISKOMETER</p>
*Investors should consult their financial advisers if in doubt about whether the product is suitable for them.		



Annexure II

Below are the product label of the schemes as on September 30, 2021

Scheme Name (Fixed Income & FMPs)	Scheme Riskometer	Benchmark Riskometer
<p>This product is suitable for investors who are seeking*</p> <p>L&T Triple Ace Bond Fund - An open ended debt scheme predominantly investing in AA+ and above rated corporate bonds:</p> <ul style="list-style-type: none"> • Generation of regular and stable income over medium to long term • Investment predominantly in AA+ and above rated corporate bonds and money market instruments 	<p>RISKOMETER Investors understand that their principal will be at moderate risk</p>	<p>RISKOMETER</p>
*Investors should consult their financial advisers if in doubt about whether the product is suitable for them.		
<p>This product is suitable for investors who are seeking*</p> <p>L&T Ultra Short Term Fund - An open ended ultra-short term debt scheme investing in instruments such that the Macaulay duration of the portfolio is between 3 months to 6 months (please refer to page no.18 under the section "Asset Allocation Pattern" in the SID for details on Macaulay's Duration)#::</p> <ul style="list-style-type: none"> • Generation of reasonable and stable income and liquidity over short term • Investments predominantly in highly liquid money market instruments, government securities and corporate debt 	<p>RISKOMETER Investors understand that their principal will be at low to moderate risk</p>	<p>RISKOMETER</p>
*Investors should consult their financial advisers if in doubt about whether the product is suitable for them.		
<p>This product is suitable for investors who are seeking*</p> <p>L&T Gilt Fund - An open ended debt scheme investing in government securities across maturity:</p> <ul style="list-style-type: none"> • Generation of returns over medium to long term • Investment in Government Securities 	<p>RISKOMETER Investors understand that their principal will be at moderate risk</p>	<p>RISKOMETER</p>
*Investors should consult their financial advisers if in doubt about whether the product is suitable for them.		
<p>This product is suitable for investors who are seeking*</p> <p>L&T Liquid Fund - An open ended liquid scheme:</p> <ul style="list-style-type: none"> • Generation of reasonable returns while maintaining safety and superior liquidity over short term • Investment predominantly in highly liquid money market instruments, government securities and corporate debt. 	<p>RISKOMETER Investors understand that their principal will be at low to moderate risk</p>	<p>RISKOMETER</p>
*Investors should consult their financial advisers if in doubt about whether the product is suitable for them.		
<p>This product is suitable for investors who are seeking*</p> <p>L&T Money Market Fund - An open ended debt scheme investing in money market instruments:</p> <ul style="list-style-type: none"> • Generation of regular income over short to medium term • Investment in money market instruments 	<p>RISKOMETER Investors understand that their principal will be at low to moderate risk</p>	<p>RISKOMETER</p>
*Investors should consult their financial advisers if in doubt about whether the product is suitable for them.		
<p>This product is suitable for investors who are seeking*</p> <p>L&T Overnight Fund - An open ended debt scheme investing in overnight securities:</p> <ul style="list-style-type: none"> • Reasonable returns with lower volatility and higher liquidity over short term • Investment in debt and money market instruments with overnight maturity 	<p>RISKOMETER Investors understand that their principal will be at low risk</p>	<p>RISKOMETER</p>
*Investors should consult their financial advisers if in doubt about whether the product is suitable for them.		
<p>This product is suitable for investors who are seeking*</p> <p>L&T Flexi Bond Fund - An open ended dynamic debt scheme investing across duration:</p> <ul style="list-style-type: none"> • Generation of reasonable returns over medium to long term • Investment in fixed income securities 	<p>RISKOMETER Investors understand that their principal will be at moderate risk</p>	<p>RISKOMETER</p>
*Investors should consult their financial advisers if in doubt about whether the product is suitable for them.		
<p>This product is suitable for investors who are seeking*</p> <p>L&T Banking and PSU Debt Fund - An open ended debt scheme primarily investing in debt instruments of banks, public sector undertakings, public financial institutions and municipal bonds:</p> <ul style="list-style-type: none"> • Generation of reasonable returns and liquidity over short term • Investment predominantly in securities issued by Banks, Public Sector Undertakings and Public Financial Institutions and municipal corporations in India 	<p>RISKOMETER Investors understand that their principal will be at low to moderate risk</p>	<p>RISKOMETER</p>
*Investors should consult their financial advisers if in doubt about whether the product is suitable for them.		

Scheme Name (Fixed Income & FMPs)	Scheme Riskometer	Benchmark Riskometer
<p>This product is suitable for investors who are seeking*</p> <p>L&T Credit Risk Fund - An open ended debt scheme predominantly investing in AA and below rated corporate bonds:</p> <ul style="list-style-type: none"> • Generation of regular returns and capital appreciation over medium to long term • Investment in debt instruments (including securitized debt), government and money market securities 	<p>RISKOMETER Investors understand that their principal will be at moderate risk</p>	<p>RISKOMETER</p>
*Investors should consult their financial advisers if in doubt about whether the product is suitable for them.		
<p>This product is suitable for investors who are seeking*</p> <p>L&T Low Duration Fund - An open ended low duration debt scheme investing in instruments such that the Macaulay duration of the portfolio is between 6 months to 12 months (please refer to page no.17 under the section "Asset Allocation Pattern" in the SID for details on Macaulay's Duration)#::</p> <ul style="list-style-type: none"> • Generation of reasonable returns over short to medium term • Investment in fixed income securities and money market instruments 	<p>RISKOMETER Investors understand that their principal will be at low to moderate risk</p>	<p>RISKOMETER</p>
*Investors should consult their financial advisers if in doubt about whether the product is suitable for them.		
<p>This product is suitable for investors who are seeking*</p> <p>L&T Short Term Bond Fund - An open ended short term debt scheme investing in instruments such that the Macaulay duration of the portfolio is between 1 year to 3 years (please refer to page no.18 under the section "Asset Allocation Pattern" in the SID for details on Macaulay's Duration)#::</p> <ul style="list-style-type: none"> • Generation of regular returns over short term • Investment in fixed income securities of shorter term maturity. 	<p>RISKOMETER Investors understand that their principal will be at low to moderate risk</p>	<p>RISKOMETER</p>
*Investors should consult their financial advisers if in doubt about whether the product is suitable for them.		
<p>This product is suitable for investors who are seeking*</p> <p>L&T Resurgent India Bond Fund - An open ended medium term debt scheme investing in instruments such that the Macaulay duration of the portfolio is between 3 years to 4 years (please refer to page no. 19 under the section "Asset Allocation Pattern" in the SID for details on Macaulay's Duration)#::</p> <ul style="list-style-type: none"> • Generation of income over medium term • Investment primarily in debt and money market securities 	<p>RISKOMETER Investors understand that their principal will be at moderate risk</p>	<p>RISKOMETER</p>
*Investors should consult their financial advisers if in doubt about whether the product is suitable for them.		
<p>This product is suitable for investors who are seeking*</p> <p>L&T FMP Series XVII - Plan B - A close-ended debt fund.</p> <ul style="list-style-type: none"> • Growth of capital • Investment in a basket of debt / fixed income securities (including money market instruments) 	<p>RISKOMETER Investors understand that their principal will be at low to moderate risk</p>	<p>RISKOMETER</p>
*Investors should consult their financial advisers if in doubt about whether the product is suitable for them.		
<p>This product is suitable for investors who are seeking*</p> <p>L&T FMP - SERIES XVIII - Plan A - A close-ended debt fund.</p> <ul style="list-style-type: none"> • Growth of capital • Investment in a basket of debt / fixed income securities (including money market instruments) 	<p>RISKOMETER Investors understand that their principal will be at low risk</p>	<p>RISKOMETER</p>
*Investors should consult their financial advisers if in doubt about whether the product is suitable for them.		
<p>This product is suitable for investors who are seeking*</p> <p>L&T FMP - SERIES XVIII - Plan B-1229 Days - A close-ended debt fund</p> <ul style="list-style-type: none"> • Growth of capital • Investment in a basket of debt / fixed income securities (including money market instruments) 	<p>RISKOMETER Investors understand that their principal will be at low to moderate risk</p>	<p>RISKOMETER</p>
*Investors should consult their financial advisers if in doubt about whether the product is suitable for them.		
<p>This product is suitable for investors who are seeking*</p> <p>L&T FMP - SERIES XVIII PLAN C 1178 Days - A close-ended debt fund</p> <ul style="list-style-type: none"> • Growth of capital • Investment in a basket of debt / fixed income securities (including money market instruments) 	<p>RISKOMETER Investors understand that their principal will be at moderate risk</p>	<p>RISKOMETER</p>
*Investors should consult their financial advisers if in doubt about whether the product is suitable for them.		
<p>This product is suitable for investors who are seeking*</p> <p>L&T FMP - SERIES XVIII PLAN D 1155 Days - A close-ended debt fund</p> <ul style="list-style-type: none"> • Growth of capital • Investment in a basket of debt / fixed income securities (including money market instruments) 	<p>RISKOMETER Investors understand that their principal will be at low to moderate risk</p>	<p>RISKOMETER</p>
*Investors should consult their financial advisers if in doubt about whether the product is suitable for them.		

Mutual Fund Investments are subject to market risks, read all scheme related documents carefully.